

2nd Grade Homework Packet

May 20 – May 23, 2013

Monday

Study this week's spelling list for Friday's test. Complete the "Spelling ABC" and the "What's Good for the Goose" worksheets. You must use a dictionary! Have an adult check and sign your work.

Read!

Tuesday

Study your spelling words. Complete the Math Problem Solving pages 109 - 112. Complete two math worksheets. Have an adult check your homework for errors, and sign after you correct it. Practice multiplication facts.

Read!

Wednesday

Tonight, you will do "family homework." Ask a parent to work with you. Complete the word web for the following prompt: Soon it will be summer break. What are your plans for the summer? Record your ideas in the boxes labeled, First, Second and Finally. Using your word web, complete the paragraph frame. Be sure to include a **Title** for your paragraph and use complete sentences that begin with a capital letter and end with the correct punctuation mark. You will need to **write a topic and a concluding sentence**. Once you have completed your paragraph, **reread** it to be sure that it makes sense. Now you are ready to write your Final Copy on the back. Your parent may help guide you!

Read!

Thursday

This is a paper-free night! Review the spelling words for tomorrow's test. Practice multiplication facts to increase speed and accuracy!

Read!

Reminder:

No school on Monday, May 27. (Memorial Day Holiday)

Lesson 14

Double Consonants

Spelling Words

- | | |
|-----------|----------------|
| 1. dinner | 11. across |
| 2. dress | 12. office |
| 3. better | *13. suddenly |
| 4. grass | *14. terrible |
| 5. pretty | *15. beautiful |
| 6. still | |
| 7. glass | |
| 8. less | |
| 9. pull | |

Name : _____

Date : _____

Spelling Lesson 14 - Double Consonants

Word List

Vowels

Syllables

ABC Order

1	dinner				
2	dress				
3	better				
4	grass				
5	pretty				
6	still				
7	glass				
8	less				
9	pull				
10	small				
11	across				
12	office				
*13	suddenly				
*14	terrible				
*15	dollar				

What's Good for the Goose

Read the story.

Gert loves spring! She thinks it is the most **wonderful** time of the year. She waits until she is **certain** that winter is over. Then Gert hurries outside. She wears work gloves. She also wears a **droopy** hat with a wide brim. She **gathers** her gardening tools and starts to work.

First, she **yanks** each weed from the ground. Next, she digs and mixes the dark brown **soil**. When the ground is ready, she makes holes in long, **even** rows. Gert gently **sets** one seed in each hole. Then she waters the seeds. Next, she fills each **cavity** with dirt. Now she must wait for the seeds to sprout. For Gert, **patience** is the hardest part of gardening.



Write each bold word above next to its definition below.

1. floppy _____

2. dirt _____

3. sure _____

4. puts _____

5. being able to calmly wait

6. collects together _____

7. terrific _____

8. pulls _____

9. hole _____

10. straight _____

Understand

Plan

Solve

Check

Order Numbers on a Number Line

Use the number line to help you.



1. Stacey has 113 crayons. Herbie has 111 crayons. Jonah has 126 crayons. Put the number of crayons in order from the least to the greatest.

111 113 126

2. Juan has 128 markers. Sue has 115 markers. Joe has 122 markers. Put the number of markers in order from the least to the greatest.

3. Laurie has 119 erasers. Rochelle has 112 erasers. Sam has 116 erasers. Put the number of erasers in order from the least to the greatest.

4. Joan has 110 paper clips. Pat has 126 paper clips. María has 119 paper clips. Put the number of paper clips in order from the least to the greatest.

5. David has 124 pencils. Ali has 127 pencils. Lynn has 120 pencils. Put the number of pencils in order from the least to the greatest.

6. Emily has 117 pens. Karen has 127 pens. Carmen has 121 pens. Put the number of pens in order from the least to the greatest.

Mark the correct answer.

7. Which number is the least?

120 126 117


8. Which number is the greatest?

123 128 115

Understand Plan Solve Check

Reading Strategy • Make and Confirm Predictions

Make a prediction to find the pattern.
Then write the rule. Continue the pattern to confirm your prediction.



1. Judy sees a pattern in the numbers 272, 274, 276.

The rule could be count _____ on by 2 _____.

272, 274, 276, 278, _____, _____, _____

2. Malcolm sees a pattern in the numbers 550, 545, 540.

The rule could be count _____.

550, 545, 540, _____, _____, _____, _____

3. Greg sees a pattern in the numbers 317, 320, 323.

The rule could be count _____.

317, 320, 323, _____, _____, _____, _____

4. Kazuki sees a pattern in the numbers 715, 725, 735.

The rule could be count _____.

715, 725, 735, _____, _____, _____, _____

5. Elena sees a pattern in the numbers 827, 727, 627.

The rule could be count _____.

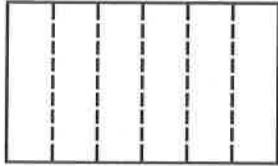
827, 727, 627, _____, _____, _____, _____

Understand Plan Solve Check

Explore Fractions

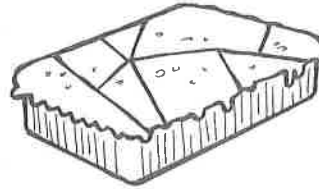
Write the number of parts.
Write whether the parts are equal or unequal.

1. Gregory folds a piece of paper.




There are 6
equal parts.

2. Curtis cuts dinner into pieces.



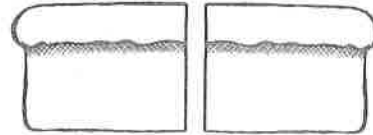
There are _____
_____ parts.

3. Tammy cuts an orange into pieces.



There are _____
_____ parts.


4. Charles cuts a loaf of bread into pieces.



There are _____
_____ parts.

Mark the correct answer.

5. Which correctly describes the parts?



- 4 unequal parts
- 6 equal parts
- 6 unequal parts
- 8 unequal parts

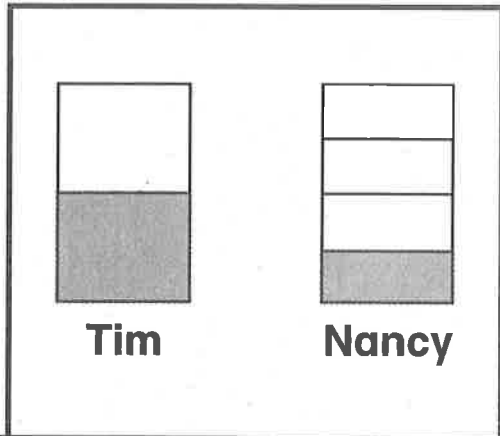
Unit Fractions

Color to solve.
Circle the correct answer.

1. Tim drank $\frac{1}{2}$ of his cup of milk.
Nancy drank $\frac{1}{4}$ of her cup of milk.
Who drank the greater amount?

Tim

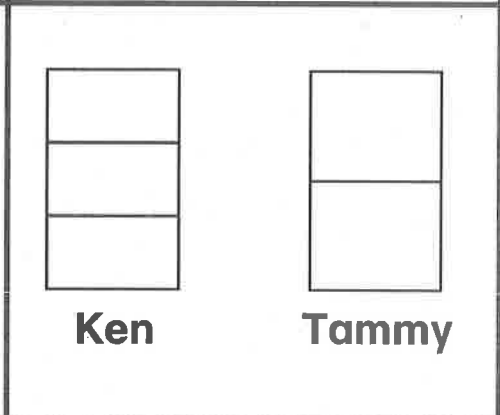
Nancy



2. Ken ate $\frac{1}{3}$ of his applesauce.
Tammy ate $\frac{1}{2}$ of her applesauce.
Who ate less?

Ken

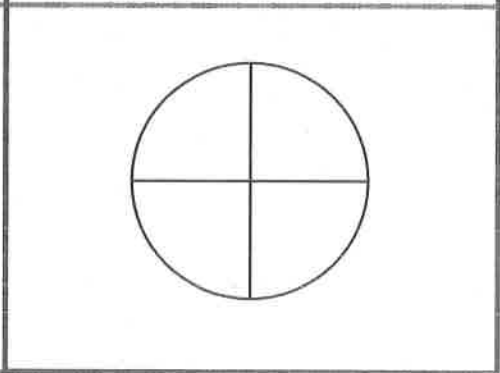
Tammy



3. Four people shared a pizza.
Each person got an equal part.
What part did each person get?


$\frac{1}{2}$

$\frac{1}{4}$




Mark the correct answer.

4. What part is shaded?



- $\frac{1}{3}$
 $\frac{1}{6}$

5. What part is shaded?




- $\frac{1}{2}$
 $\frac{1}{4}$

More Than One

A twin means _____.

A triplet is _____.

A quintuplet is _____.



Draw yourself.

	head(s)	eyes	arms and legs
I have			
A set of twins has			
A set of triplets has			
A set of quintuplets has			

But what if the alien was a twin, triplet, or quintuplet?

Look at this alien from outer space.

	heads	eyes	arms
twin aliens			
triplet aliens			
quintuplet aliens			

Name _____

Skill: Three-digit addition without regrouping

Step 1. Add the ones.

Step 2. Add the tens.

Step 3. Add the hundreds.

	hundreds	tens	ones
	4	3	2
+	5	2	1
	9	5	3

a.
$$\begin{array}{r} 521 \\ + 235 \\ \hline \end{array}$$

$$\begin{array}{r} 652 \\ + 315 \\ \hline \end{array}$$

$$\begin{array}{r} 205 \\ + 473 \\ \hline \end{array}$$

$$\begin{array}{r} 251 \\ + 324 \\ \hline \end{array}$$

b.
$$\begin{array}{r} 197 \\ + 302 \\ \hline \end{array}$$

$$\begin{array}{r} 448 \\ + 141 \\ \hline \end{array}$$

$$\begin{array}{r} 250 \\ + 20 \\ \hline \end{array}$$

$$\begin{array}{r} 582 \\ + 212 \\ \hline \end{array}$$

c.
$$\begin{array}{r} 725 \\ + 43 \\ \hline \end{array}$$

$$\begin{array}{r} 648 \\ + 210 \\ \hline \end{array}$$

$$\begin{array}{r} 300 \\ + 200 \\ \hline \end{array}$$

$$\begin{array}{r} 802 \\ + 173 \\ \hline \end{array}$$

d.
$$\begin{array}{r} 227 \\ + 440 \\ \hline \end{array}$$

$$\begin{array}{r} 316 \\ + 510 \\ \hline \end{array}$$

$$\begin{array}{r} 761 \\ + 30 \\ \hline \end{array}$$

$$\begin{array}{r} 943 \\ + 15 \\ \hline \end{array}$$

* **Bonus:** On the back, make up three more addition problems like these. Ask a friend to solve them.

A series of horizontal lines, likely representing a table or a list of items, spanning the width of the page. The lines are evenly spaced and extend across most of the page's width.