

2nd Grade Homework Packet

April 15 – April 18, 2013

Monday

Study this week's spelling list for Friday's test. Complete the "Spelling ABC" and "Contractions" worksheets. Have an adult check and sign your homework, after it is corrected. Read!

Tuesday

Study your spelling words. Complete the math Problem Solving pages 93, 94, 95 and 96. . Complete "Identifying Main Idea & Details." Have an adult check and sign your homework, after it is corrected. Practice multiplication facts. Read!

Wednesday

Study your spelling words. Read "Let's Marry!" said the Cherry aloud to an adult. Look back at the poem to answer the questions. Have an adult check and sign your homework, after it is corrected. Read!

Thursday

This is a paper-free night! Review the spelling words for tomorrow's test. Practice, play spelling games, and take a test on this week's words. Work on time, money and math facts. Read!

Lesson 27

Contractions

Spelling Words

1. didn't
2. don't
3. hasn't
4. I've
5. Isn't
6. won't
7. I'll
8. doesn't
9. couldn't
10. I'm
11. we're
12. he's
- *13. your
- *14. you're
- *15. they're

Name: _____

Date: _____

Spelling Lesson 27 - Contractions

Word List

Vowels Syllables

ABC Order

1	didn't			
2	don't			
3	hasn't			
4	I've			
5	isn't			
6	won't			
7	I'll			
8	doesn't			
9	couldn't			
10	I'm			
11	we're			
12	he's			
*13	your			
*14	you're			
*15	they're			

Build Skills and Word Experiences



Name _____ Super Speller

Contractions

Read each sentence. Replace the two underlined words with a contraction. Write it on the line.

1. I think you are going to be late.

2. There is only one pencil left.

3. We would like to pet your cat.

4. They could not find you in the park.

5. She is having a birthday party.

6. My brothers said they will go tomorrow.

Read each sentence. Find and circle the contraction. Then write the two words it was made from on the line.

1. He'd like to go to the zoo with us.

2. Why isn't she taking the bus?

3. I wonder if they've seen snow before.

4. What's the answer to the question?

5. Their dog doesn't like getting a bath.

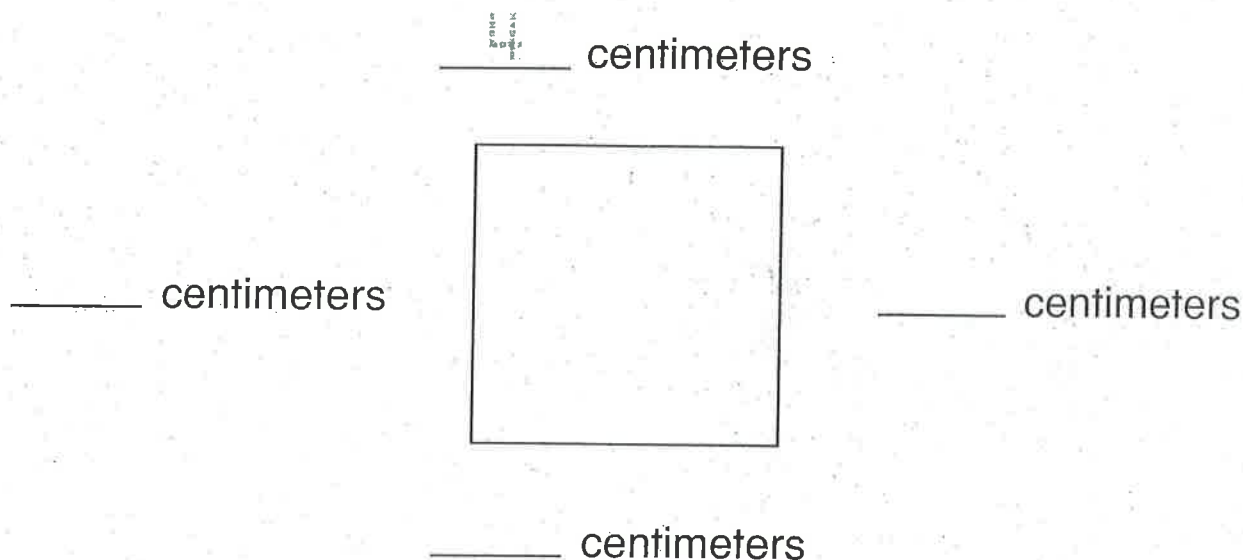
6. We're taking the train into the city.



Have you ever been on a train? Write a story, real or made up, about taking a trip on a train. Be sure to use contractions in your story. Then draw a picture to go with your story.

Perimeter

1. Use a centimeter ruler.
Measure each side of the square.

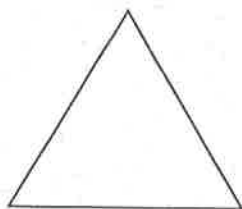


2. How many centimeters around the square?

_____ + _____ + _____ + _____ = _____ centimeters


How many centimeters around each figure?
Mark the correct answer.

3.



- 3 centimeters
- 6 centimeters
- 9 centimeters
- 12 centimeters

4.



- 6 centimeters
- 12 centimeters
- 16 centimeters
- 20 centimeters

Understand

Plan

Solve


Check

Reading Strategy: Make and Confirm Predictions

About how long is each toy?

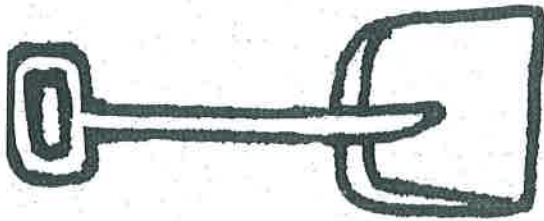
Make a prediction. Circle the most reasonable estimate. Then confirm your prediction.

1.



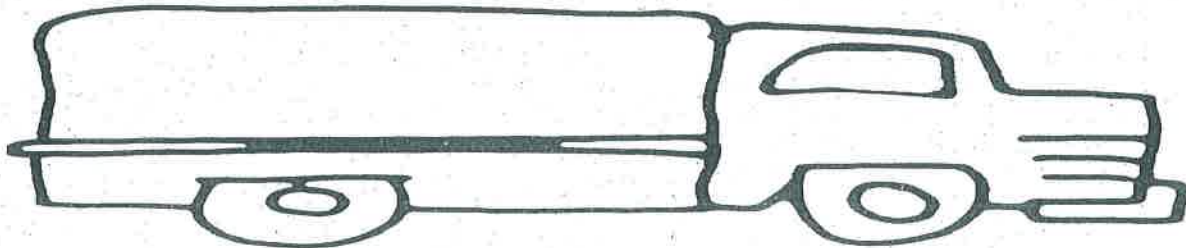
inches: about 2 inches about 4 inches about 8 inches

2.



inches: about 3 inches about 7 inches about 10 inches

3.



inches: about 2 inches about 4 inches about 6 inches

4.



inches: about 3 inches about 7 inches about 10 inches

Cups, Pints, and Quarts

Solve.

1. Abby bought 2 quarts of juice. Sandy bought 3 pints of juice. Who bought more juice?

Abby

2. Jean drank 3 cups of milk. Carl drank 1 pint of milk. Who drank more milk?

3. Rory drank 3 pints of water. Antoine drank 1 quart of water. Who drank more water?

4. Louis drank 5 cups of juice. Amy drank 1 quart of juice. Who drank more juice?

Mark the correct answer.

5. How many pints equal 2 quarts?


- 1 pint
 2 pints
 4 pints
 8 pints

6. How many cups equal 3 pints?

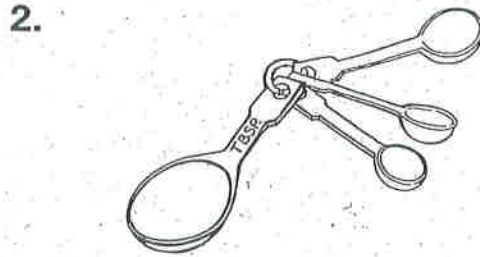
- 2 cups
 3 cups
 6 cups
 9 cups

Liters

About how much does the container hold?
 Estimate. Write more than, less than, or same as 1 liter.




more than 1 liter



_____ 1 liter



_____ 1 liter



_____ 1 liter

Mark the correct answer.

5. About how much does this container hold?



- less than 1 liter
- same as 1 liter
- more than 1 liter

6. About how much does this container hold?




- less than 1 liter
- same as 1 liter
- more than 1 liter



"Let's Marry!" said the Cherry

LISTEN to
your child read
this poem aloud.



"Let's marry!"
said the cherry.

"Why me?"
said the pea.

"Cause you're sweet,"
said the beet.

"Say you will,"
said the dill.

"Think it over,"
said the clover.

"Don't rush,"
said the squash.

"Here's your dress,"
said the cress.

"White and green,"
said the bean.

"And your cape,"
said the grape.

"Trimmed with fur,"
said the burr.

"Won't that tickle?"
said the pickle.

"Who knows?"
said the rose.

"Where's the chapel?"
said the apple.


"In Greenwich,"
said the spinach.

"We'll be there!"
said the pear.


"Wearing what?"
said the nut.

"Pants and coats,"
said the oats.

"Shoes and socks,"
said the phlox.



By N.M. Bodecker



"Shirt and tie,"
said the rye.

"We'll look jolly,"
said the holly.

"You'll look silly,"
said the lily.

"You're crazy,"
said the daisy.

"Come, let's dine,"
said the vine.

"Yeah—let's eat!"
said the wheat.

"And get stout,"
said the sprout.

"Just wait,"
said the date.

"Who will chime?"
said the lime.

"I'll chime!"
said the thyme.

"Who will preach?"
said the peach.

"It's my turn!"
said the fern.

"You would ramble,"
said the bramble.

"Here they come!"
said the plum.

"Start the tune!"
cried the prune.

"All together!"
cried the heather.

"Here we go!"
said the sloe.


"Now—let's marry!"
said the cherry.

"Why me?"
said the pea.

"Oh, my gosh!"
said the squash.

"Start all over,"
said the clover.

"NO WAY!"
said the hay.



Dear Parents,

It would be wise for you to read this particular poem out loud to your child the first time through. It will help him or her understand the events of the story. Then try reading it again, taking turns. One of you can read the part in quotation marks, and the other can read the speaker tags. For example, you read, "Let's marry!" and your child reads, "said the cherry." Taking turns like this allows your child to hear the rhyming word clearly. It's also an aid as he or she tries to make an educated guess at unfamiliar words (of which there will be quite a few in this poem). If your child says a word that is not in the story, guide him or her to look at the beginning and ending sounds to try to get the word right. Finally, ask your child to read the whole poem out loud on his or her own.

Skill

Identifying Rhyming Words and Couplet

We completed this assignment together.

(Child's Signature)

(Parent's Signature)

The Questions



Did you know that the word *couple* means "two"? This poem is made up of rhyming couplets. That means that the two lines go together and the last word in each line rhymes. Make a list of the rhyming words from the poem on the spaces below.

marry _____

chapel _____

me _____

crazy _____

_____ oats

_____ peach

_____ burr

wait _____


jolly _____

turn _____

Now write two rhyming couplets of your own. They can be silly!

Name _____ Writing 13

Dinosaur Report



My report is about _____


Write information that tells

how it looked _____

what it ate _____

where it lived _____


An interesting fact about this dinosaur is _____



Teacher: Use this page with the "Dinosaur Reports" idea on page 17.

Monthly Record for:

APRIL



Sunday	Monday	Tuesday	Wednesday	Thursday	Friday	Saturday

Please record daily reading in minutes (up to a limit of 60 minutes per day). Write the number of minutes, and have an adult initial in each square of the calendar. Total all reading time that has been recorded. You can add across each week and down for the monthly total. Return this log on the last school day of each month with an adult's signature. We will keep track of and reward individual and class progress. Have fun!

* Adult Signature

(I have checked the math for this month!)

Weekly Minutes _____

Weekly Minutes _____

Weekly Minutes _____

Weekly Minutes _____

Weekly Minutes _____

Monthly Total _____



1. *Rumpitty Tumpitty Rumpitty Tum,
Buntington Bunny is beating the drum,
he doesn't look up and he doesn't look down,
all through the Rumpitty Tumpitty town.*

*He twitches his nose as he tramps through the
street,
stamping his Rumpitty Tumpitty feet,
Rumpitty Tumpitty Rumpitty Tum,
Buntington Bunny is beating the drum.*

2. *Late one night in Kalamazoo,
the baboons had a barbecue,
the kudus flew a green balloon,
the poodles yodeled to the moon.*

*A monkey strummed a blue guitar,
a donkey caught a falling star,
a camel danced with a kangaroo,
late one night in Kalamazoo.*

3. *Poor potatoes underground
never get to look around,
do not have a chance to see
butterfly or bumblebee.*

*Poor potatoes never look
at the fishes in the brook,
never see the sunny skies—
what a waste of all those eyes!*

4. *Early one morning on Featherbed Lane,
I saw a white horse with a strawberry mane,
I jumped on his back just as fast as I could,
and we galloped away to the green willow wood.*

*We galloped all morning with never a stop,
where mockingbirds whistle and ladybugs hop,
we drank from a stream where the water runs
free,
and we slept in the shade of a green willow tree.*

5. *When Molly Day wears yellow clothes,
finches flutter by her toes,
when she's in her bright blue gown,
peacocks trail her through the town.*

*When Molly Day is dressed in red,
hummingbirds surround her head,
but when she wears her suit of gray,
no one follows Molly Day.*

6. *Parrot with a pomegranate,
pigeon with a peach,
flew to Honolulu
to dance upon the beach,
they danced a pair of polkas,
they danced a polonaise,
then ended with a hula,
and slept for seven days.*

7. *Cincinnati Patty,
smaller than a thumb,
rode a mouse to Cleveland
to feast upon a plum,
she feasted for a minute,
and that was her mistake,
for Cincinnati Patty
got a giant belly ache.*

8. *Naughty little brown mouse,
whiskers on his face,
stowed aboard a rocket
bound for outer space,
they lifted off from Houston
on Tuesday afternoon,
the mouse ate cheese that Sunday
in the mountains of the moon.*

9. *Jilliky Jolliky Jelliky Jee,
three little cooks in a coconut tree,
one cooked a peanut and one cooked a pea,
one brewed a thimble of cinnamon tea,
then they sat down to a dinner for three,
Jilliky Jolliky Jelliky Jee.*

10. *Bullfrogs, bullfrogs on parade,
dressed in gold and green brocade,
scarlet buttons on their suits,
fringes on their bumbershoots.*

*See them tip their satin hats,
as they bounce like acrobats,
hear them croak a serenade,
bullfrogs, bullfrogs on parade.*

11. *Hinnikin Minnikin,
Minnie and Moe,
went to Chicago
to see the wind blow.*

*The wind was so cold
and the wind was so strong,
it spun them around
and it pushed them along.*

*It lifted them up
and it swept them away,
they landed in Kansas
the following day.*

12. *Oh Pennington Poe,
your auto won't go,
your truck is so rusty
it's stuck in the snow,
your horses are sleeping,
your donkey is slow,
and that's why you're weeping,
poor Pennington Poe.*

13. *Timble Tamble Turkey
lived in Santa Fe,
went to Albuquerque
to see the fishes play,
the fishes were in Phoenix
for they had run away,
so Timble Tamble Turkey
went back to Santa Fe.*

