









¿Un o una?

A. Look at the drawings below and decide if they represent masculine or feminine words. Then, label the item in the space provided. Don't forget to use the appropriate indefinite article (un or una).

Modelo



un profesor

- | | | | |
|---|-------|--|-------|
| 1.  | _____ | 4.  | _____ |
| 2.  | _____ | 5.  | _____ |
| 3.  | _____ | 6.  | _____ |







B. Now, look at the drawings below and describe each person. Make sure to use all the words from the word bank. Don't forget to use the correct definite article (el or la) and to make the adjectives agree with the nouns.

estudiante	familia	chico	chica	profesor	profesora
------------	---------	-------	-------	----------	-----------

Modelo



La estudiante
es trabajadora.

- | | | | |
|--|-------|---|-------|
| 1.  | _____ | 4.  | _____ |
| 2.  | _____ | 5.  | _____ |
| 3.  | _____ | 6.  | _____ |



Oraciones completas

Choose sentence parts from each of the word banks below, then put them in the correct order to form complete sentences. Follow the model.

<p>Subjects:</p> <p>Marta Yo El Sr. Brown Rolando La Srta. Moley Tú</p>	<p>Verbs:</p> <p>es soy eres</p>
<p>Indefinite articles + nouns:</p> <p>un estudiante una estudiante un chico un profesor una chica una profesora</p>	<p>Adjectives:</p> <p>reservado(a) deportista inteligente estudioso(a) perezoso(a) bueno(a)</p>

Modelo Yo soy un chico estudioso.

1. _____
2. _____
3. _____
4. _____
5. _____
6. _____
7. _____
8. _____
9. _____
10. _____

© Pearson Education, Inc. All rights reserved.

Definite and indefinite articles (p. 60)

- **El** and **la** are the Spanish *definite articles*. They mean the same as “the” in English.
- You use **el** with masculine nouns: **el libro**. You use **la** with feminine nouns: **la carpeta**.
- **Un** and **una** are the Spanish *indefinite articles*. They mean the same as “a” and “an” in English.
- You use **un** with masculine nouns: **un libro**. You use **una** with feminine nouns: **una carpeta**.

A. Look at the ending of each noun in this group. Decide if the noun is masculine or feminine. Write **M** next to the masculine words and **F** next to the feminine words. Follow the model.

Modelo F computadora

- | | | |
|-----------------|----------------|-------------------|
| 1. _____ año | 3. _____ libro | 5. _____ carpeta |
| 2. _____ semana | 4. _____ hoja | 6. _____ profesor |

B. Now, look at the words from **part A** again and circle the definite article **el** for the masculine words and the definite article **la** for the feminine words.

- | | | |
|-----------------------|----------------------|-------------------------|
| 1. (el / la) año | 3. (el / la) libro | 5. (el / la) carpeta |
| 2. (el / la) semana | 4. (el / la) hoja | 6. (el / la) profesor |

C. Look at the ending of each noun below. Decide if the word is masculine or feminine. Write **M** next to the masculine words and **F** next to the feminine words.

- | | | |
|-------------------|------------------|--------------------|
| 1. _____ cuaderno | 3. _____ revista | 5. _____ bicicleta |
| 2. _____ amigo | 4. _____ familia | 6. _____ cuento |

D. Now, look at the words from **part C** again and circle the indefinite article **un** for the masculine words and the indefinite article **una** for the feminine words.

- | | | |
|--------------------------|-------------------------|---------------------------|
| 1. (un / una) cuaderno | 3. (un / una) revista | 5. (un / una) bicicleta |
| 2. (un / una) amigo | 4. (un / una) familia | 6. (un / una) cuento |

E. Circle the correct definite or indefinite article to complete each sentence.

- | | |
|---|--|
| 1. (El / La) estudiante es estudiosa. | 5. (El / La) profesor es trabajador. |
| 2. (El / La) profesora es buena. | 6. (Un / Una) estudiante es artístico. |
| 3. (Un / Una) amigo es simpático. | 7. (El / La) amiga es inteligente. |
| 4. (Un / Una) estudiante es atrevida. | 8. (Un / Una) estudiante es reservada. |

