

10.5 WORKSHEET

© 2012 Kuta Software LLC. All rights reserved.

Divide each line segment into the the number of equal parts specified.

1)

3 equal parts



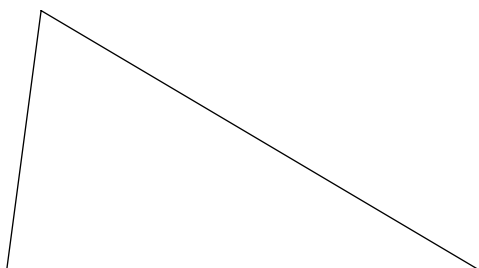
2)

3 equal parts

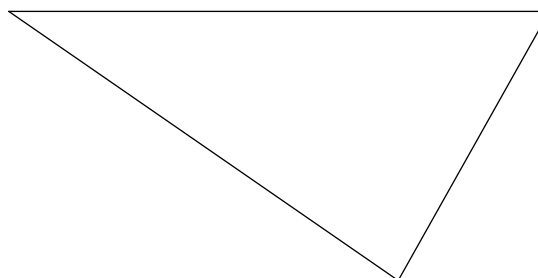


Circumscribe a circle about each triangle.

3)

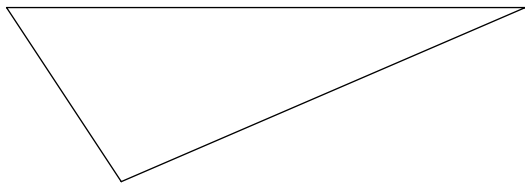


4)

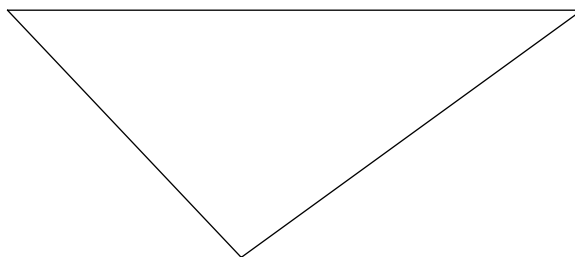


Inscribe a circle in each triangle.

5)




6)




Construct a line segment whose length is equal to the sum of the lengths of the given line segments.

7)



Construct a line segment whose length is equal to the difference of the lengths of the given line segments.

8)



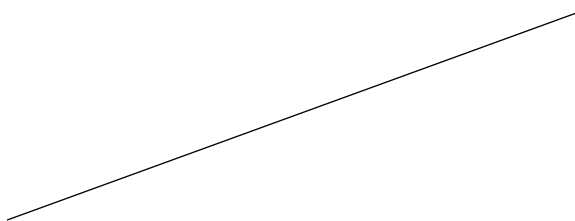
Construct the perpendicular bisector of each.

9)



Locate the midpoint of each.

10)




Construct a line segment perpendicular to the segment given through the point given.

11)



12)



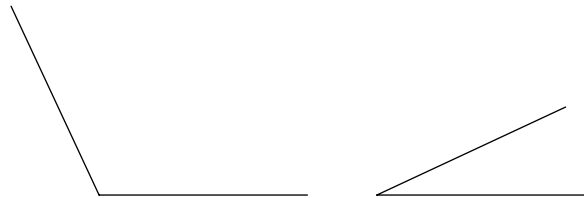
Construct a line segment through the given point parallel to the given line segment.

13)



Construct an angle whose measure is equal to the difference of the measures of the angles given.

14)



Construct an angle whose measure is equal to the sum of the measures of the angles given.

15)



Construct an angle whose measure is twice that of the angle given.

16)

