

2nd Grade Homework

December 3 – 6



Monday

Complete the spelling/comprehension paper. Read the selection and answer “Main idea and Details” questions. Ask an adult to check everything. Fix errors and have him/her sign your paper when it is correct. Practice telling time with an adult. Practice “quarter after”, “quarter of” and “half past”. Read!

Tuesday

Study the spelling words. Complete Math Problem Solving pages 41 and 42. Also, do the “ch/wh” paper. Have an adult check your work and sign after you correct it. Practice counting coins with an adult. Try to make different amounts with the fewest coins possible. Read!

Wednesday

Practice your spelling words. Complete Math Problem Solving pages 43 and 44. Read the selection, “Danger Ahead: The American Alligator,” aloud to an adult. Then, talk together about “Main idea and Details” and neatly write complete sentences to answer the comprehension questions. Have an adult check all work, then sign after you correct it. Practice math facts to increase speed and accuracy. All homework is due tomorrow. Read!

Thursday

It’s a paper-free night. Study spelling words for tomorrow’s dictation. Work on time, money, and math facts. Read!

Reminders:

12/6	Holiday Program	1:00PM	
12/7	Holiday Program	9:00AM	1:00PM



Lesson 12
Consonant Digraph - th

Spelling Words

- | | |
|------------|---------------|
| 1. they | 11. thing |
| 2. than | 12. this |
| 3. there | *13. together |
| 4. thick | *14. through |
| 5. them | *15. brother |
| 6. month | |
| 7. both | |
| 8. then | |
| 9. their | |
| 10. thank. | |

Name : _____

Date : _____

Spelling Lesson 12 - Consonant Digraph - th

Word List

Vowels

Syllables


ABC Order

1	they			
2	than			
3	there			
4	thick			
5	them			
6	month			
7	both			
8	then			
9	their			
10	thank			
11	thing			
12	this			
*13	together			
*14	through			
*15	brother			

Name _____ Date _____

Read the paragraph. Then fill in the bubble that best completes each sentence.

Mount Rushmore is a huge carving in a stone cliff. The carving shows the faces of four U.S. presidents. They are George Washington, Thomas Jefferson, Theodore Roosevelt, and Abraham Lincoln. Mount Rushmore is in South Dakota. Each year many people visit this amazing sight.



1. The main idea of the paragraph is

- A. what Mount Rushmore is
- B. where Mount Rushmore is
- C. the names of the presidents

2. A detail that tells about the main idea is

- A. how the four presidents were chosen
- B. which presidents are at Mount Rushmore
- C. why Mount Rushmore is in South Dakota

3. The best title for this paragraph would be

- A. The Face of Washington
- B. Visiting South Dakota
- C. Mount Rushmore Carvings

Understand

Plan

Solve

Check

Make Change

Use coins to solve.

1. Jake has 40¢ . He buys apple juice for 37¢ . How much change does he get?

_____ ¢

3 ¢

2. Kelly has 81¢ . She buys a muffin for 79¢ . How much change does she get?

_____ ¢

3. Kay has 2 quarters, 2 nickels, and 6 pennies. Does she have enough money to buy a pen for 65¢ ?

Yes

No

4. Gino has 1 half-dollar, 1 quarter, 1 dime, and 1 nickel. How much money does he have?

_____ ¢

5. Les has 3 quarters, 1 dime, and 4 pennies. How much money does he have?

_____ ¢

6. Julie has 3 dimes, 4 nickels, and 5 pennies. How much money does she have?

_____ ¢

Mark the correct answer.

7. You have 46¢ .
You buy a toy car for 42¢ .
Your change is _____.

 2¢ 3¢ 4¢ 5¢

8. You have 72¢ .
You buy a ball for 69¢ .
Your change is _____.

 2¢ 3¢ 4¢ 5¢

Understand Plan Solve Check

Reading Strategy • Use Graphic Aids

There are 7 coins in Mei's bag. None of the coins is greater than 5¢. What coins could they be? Write the possible answers in the table. This will help you solve the problem.

Check to make sure the total number of coins you use is always 7.

nickels	pennies	total amount
7	0	35¢



Cheer Up!

Name _____



Word List

chop check chain child
 chin cheek children chase



Say the name of each picture. Use the Word List to write the word(s) that rhymes with it.














Which words did not rhyme with any of the pictures?

Read the sentences. Use the Word List to complete the puzzle.



Across

3. They will use a _____ to pull the car.
5. Many _____ like to go to the circus.
6. Write a _____ mark in the correct box.

Down

1. The baby spilled food on his _____.
2. Only one _____ is on the slide.
4. They like to run and _____ each other.
6. Dad will _____ the stump into logs.
7. The kitten licked the girl's _____.

Let's Write! On a separate sheet of writing paper, write a "cheer" for your class.

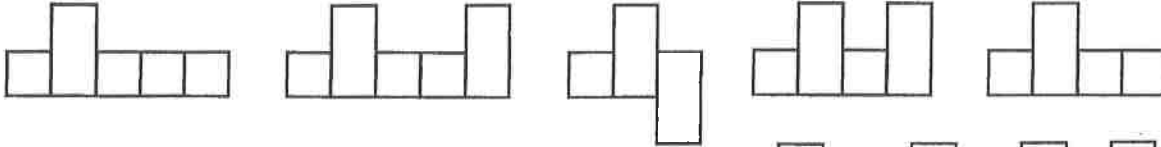
Whistle a Tune

Word List

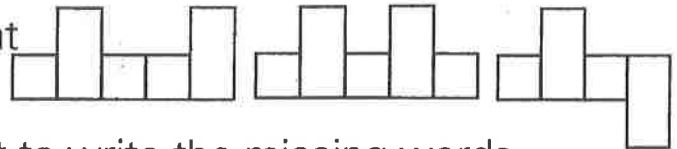


Name _____

Use the Word List to write the words that ask questions in the boxes.



Use the Word List to find the words that name things. Write them in the boxes.



Read each sentence. Use the Word List to write the missing words.

1. _____ are we going this afternoon?

2. _____ red dress will Wendy buy?

3. A huge _____ swam near the shore.


4. _____ are they going to the basketball game?

5. The shopping cart has a broken _____.

6. _____ will we see at the zoo?

7. Leon sat down when his trainer snapped the _____.

8. _____ is Mother Duck taking her ducklings to the pond?




Let's Write! On a separate sheet of writing paper, write a poem about whistles or whistling.

Understand Plan Solve Check

Tell Time to 5 Minutes

Photo Times	
Alex	9:15
Greg	9:20
Linda	9:25
Margie	9:30



Use the table and a clock to answer the questions.

1. What time will Greg have his photo taken?

9:20

2. What time will Linda have her photo taken?

 :

3. Amy will have her photo taken 5 minutes after Margie. What time will she have her photo taken?

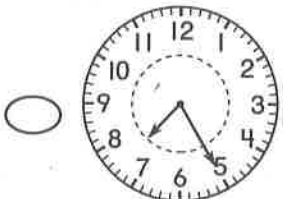
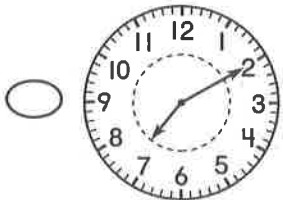
 :

4. Who will have a photo taken at the time shown on this clock?

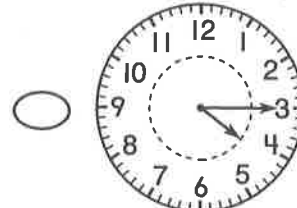
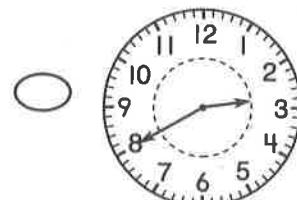


Mark the correct answer.

5. Which clock shows 7:25?



6. Which clock shows 2:40?



Understand

Plan


Solve

Check

Time After the Hour

Draw the minute hand to show the time.
Write the time.

1. Tyrone leaves the library at 35 minutes after 5.



5:35

2. Tina leaves to play soccer at 20 minutes after 10.




:

3. Nate leaves the grocery store at a quarter past 7.



:

4. Warren arrives home at 50 minutes after 12.



:

Mark the correct answer.

5. Which is another way you can say 30 minutes after 8?

- quarter past 8
 half past 11
 quarter past 5
 half past 8


6. Which is another way you can say 1:45?

- 30 minutes after 2
 5 minutes after 6
 45 minutes after 1
 55 minutes after 12

Danger Ahead: The American Alligator

LISTEN to
your child read
this story aloud.

There are just two kinds of alligators in the world. One is the Chinese alligator, which lives in the Yangtze River in China. It is only about five feet long and is not dangerous to humans.



The other alligator is the American alligator. It can be as long as 20 feet, and it is very dangerous to humans. American alligators will eat almost anything that shows up near their watery homes. They can eat fish, frogs, snakes, turtles, birds, raccoons, dogs, and cats. They will attack humans, too. And just because an alligator *looks* like it is asleep, don't think that it really is. Don't go near it. When an American alligator decides to attack, it moves as fast as lightning—you cannot possibly run fast enough to escape!

Alligators have really strong jaws and large, sharp teeth. They can kill most animals with just one quick bite. If the bite doesn't kill the prey, the alligator will drag it underwater to drown it.

The most dangerous time to be around an alligator is in the spring when the female has babies. She lays her eggs in a nest of mud and plants and stays nearby to keep them safe. When the eggs hatch, she becomes a very gentle and protecting mother. To move her babies to a safe place, the mother alligator makes many trips, gently carrying baby alligators inside her huge mouth. She cares for them and leads them around for one whole year, until they can take care of themselves. She is such a protecting mother that she will do almost anything—and attack almost anything—to keep her babies safe.

So, unless you are in China or unless you are a baby alligator, stay away from these dangerous animals!

By Mary Rose

Dear Parents,

After a child reads a nonfiction article like this one about alligators, he or she should be able to describe what that article was about. Usually all we are looking for here is a one- or two-word or, at most, a one-sentence answer. When the child is able to give you "the gist" of the story in that concise way, he or she has identified the main idea. (Hint: The main idea is often suggested by the title of the piece.)

In this activity, we are also asking the child to identify the supporting details. These are the sentences that provide evidence for, or prove, the main idea. After your child has written the title and the main idea of the article, help him or her to find five things that tell how we know that alligators are dangerous. Those five things are supporting details because they supply the supporting evidence for the main idea.

Skill


Determining the Main Idea
Identifying Supporting Details

We completed this assignment together.

_____ (Child's Signature)

_____ (Parent's Signature)

The Questions



1. What is the title of this article? _____

2. What is the main idea of this article? _____

3. The author told about five things to make sure you understood the main idea. List at least three of them on the lines below.

Flash!!! Spelling Dictation Sentences!!!

This Friday we will begin spelling dictation sentences. This is the grading system: If all the **assigned** spelling words are spelled correctly, the grade is +. If **every word** in the sentences is spelled correctly with correct **capitalization** and **punctuation**, then the grade is ++. The dictation sentences will not be given to you ahead of time. Handwriting will also be graded.

