

## 2<sup>nd</sup> Grade Homework Packet

### September 9 – September 14, 2013

#### Monday

Study this week's spelling list for Friday's test. Complete the "Spelling ABC" worksheet, following these directions: In neat D'Nealian, copy each word to its right as many times as it will fit. In the next column, write down all vowels in the word. Then, write how many syllables are in the word. Finally, put the words into an alphabetized (ABC order) list, as we practiced in class. If there is more than one word starting with the same letter, remember to look at the second letters so you'll know which one comes first. **Have an adult check and sign your homework, after it is corrected.** . Also, complete the "Nestlings" worksheet. You will return your homework packet on Thursday morning. Read 20 minutes.

#### Tuesday

Study the spelling words. Complete the math Problem Solving paper. It reviews class lessons 2.1 and 2.2. Have an adult check your homework for errors and sign after you correct it.

#### Wednesday

Tonight, you will do "**family homework**". Ask a parent to work with you. Following the directions, read the passage aloud to your parent. Then do the work. Your parent may guide you and check as you learn to do this well. You will **BOTH** sign the paper to show that you worked together. Study the spelling words. Read 20 minutes.

#### Thursday

This is a paper-free night! Review the spelling words to be ready for tomorrow's test. Practice some math facts with an adult. Read 20 minutes.

### Reminders

Homework is a daily task, and must be returned every Thursday morning. You need to develop a daily homework discipline. A parent signature is expected. Please establish this routine together!

## Lesson 2

### Short Vowel e

#### Spelling Words

1. sent

2. best

3. left

4. desk

5. went

6. rest

7. tent

8. west

9. get

10. test

\*11. friend

\*12. said

Name : \_\_\_\_\_

Date : \_\_\_\_\_

# \_\_\_\_\_

Spelling Lesson 2 - Short Vowel e

Word List

Vowels

Syllables

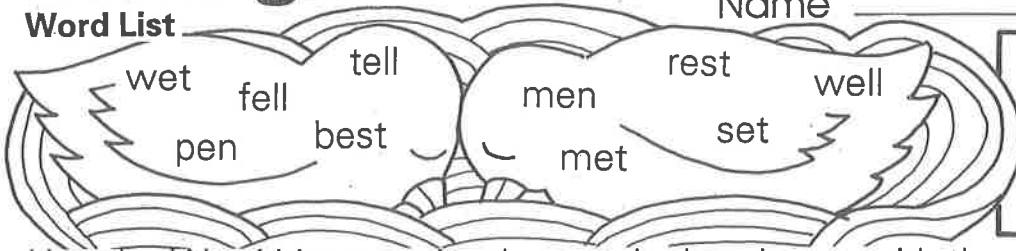
ABC Order

|     | Word List | Vowels | Syllables | ABC Order |
|-----|-----------|--------|-----------|-----------|
| 1   | sent      |        |           |           |
| 2   | best      |        |           |           |
| 3   | left      |        |           |           |
| 4   | desk      |        |           |           |
| 5   | went      |        |           |           |
| 6   | rest      |        |           |           |
| 7   | tent      |        |           |           |
| 8   | west      |        |           |           |
| 9   | get       |        |           |           |
| 10  | test      |        |           |           |
| *11 | friend    |        |           |           |
| *12 | said      |        |           |           |
| 13  |           |        |           |           |
| 14  |           |        |           |           |
| 15  |           |        |           |           |

# Nestlings

Word List

Name \_\_\_\_\_

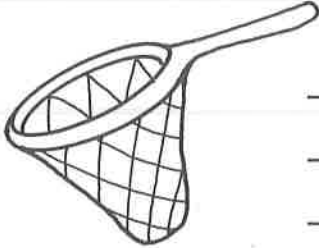


My Own Special Words

\_\_\_\_\_

\_\_\_\_\_

Use the Word List to write the words that rhyme with the pictures.



\_\_\_\_\_

\_\_\_\_\_

\_\_\_\_\_



\_\_\_\_\_

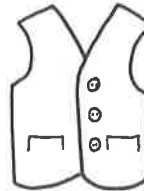
\_\_\_\_\_

\_\_\_\_\_



\_\_\_\_\_

\_\_\_\_\_




\_\_\_\_\_

\_\_\_\_\_

Use the Word List to complete the puzzle.

**Across:**

- 3. Please \_\_\_\_ the vase on the table.
- 5. Mom won a prize for baking the \_\_\_\_ pie.
- 6. Ted has a bad cold and does not feel \_\_\_\_.
- 7. We \_\_\_\_ Grandmother downtown.
- 8. Betsy wrote the letter with a \_\_\_\_.



**Down:**

- 1. You should \_\_\_\_ if you are sick.
- 2. He tripped on a rock and \_\_\_\_ down.
- 4. Please \_\_\_\_ them we will be late.
- 6. The puppy ran through the sprinkler and got all \_\_\_\_.
- 7. Five \_\_\_\_ help coach the baseball team.



**Let's Write!** Imagine you are a baby bird. On a separate sheet of paper, write a story telling how you would learn to fly.

Understand

Plan

Solve

Check

## Subtract All or Zero

Write the difference.

1. There were 8 frogs by a pond. Then 5 frogs jumped away. How many frogs were left?

$$8 - 5 = \underline{3} \text{ frogs}$$

2. There were 6 frogs on a log. Then all 6 frogs jumped off. How many frogs were left?

$$6 - 6 = \underline{\quad} \text{ frogs}$$

3. There were 16 frogs on a rock. None of the frogs jumped off. How many frogs were on the rock?

$$16 - 0 = \underline{\quad} \text{ frogs}$$

4. There are 5 frogs on a rock. 5 more frogs jump on. How many frogs are on the rock?

$$5 + 5 = \underline{\quad} \text{ frogs}$$

Mark the correct answer.

5. There were 7 frogs. All 7 frogs hopped away. How many frogs were left?

- 0  
 1  
 7  
 14

6. Maria caught 10 frogs. None of the frogs got away. How many frogs did Maria have?

- 0  
 3  
 10  
 20

Understand

Plan

Solve

Check

**Count Back**

Complete the number sentence.

1. Sue saw 8 birds.  
Then 2 birds flew away.  
How many birds were left?

$$\underline{8} \quad \bigcirc \quad \underline{2} = \underline{6}$$

birds

2. Mom baked 5 apple pies.  
She gave away 2 pies.  
How many pies were left?

$$\underline{\quad} \quad \bigcirc \quad \underline{\quad} = \underline{\quad}$$

pies

3. Brad had 11 grapes.  
He ate 2 grapes.  
How many grapes were left?

$$\underline{\quad} \quad \bigcirc \quad \underline{\quad} = \underline{\quad}$$

grapes

4. Ron washed 7 plates.  
He washed 5 cups.  
How many more plates  
than cups did he wash?

$$\underline{\quad} \quad \bigcirc \quad \underline{\quad} = \underline{\quad}$$

more plates

Mark the correct answer.

5. Leslie cleaned 6 shoes  
and 4 boots. How many more  
shoes than boots  
did she clean?

 2 4 10 14

6. There were 9 plates.  
Rick put away 2 plates.  
How many plates  
were left?

 5 7 11 12

# The Grasshopper and the Ant

LISTEN to your child read this story aloud.

Once there was a happy grasshopper. All summer long he hopped and leaped in the grass and lay in the warm sun. He was happy to be alive and spent every day doing all of the things he wanted to do. He ate the green grass and the leaves of the bushes. He sang his grasshopper songs and played in the summer rain. He slept under the roses and calmly watched all the other insects.

Living nearby was an ant. The ant was happy too, but she knew that summer would not last. The ant knew that soon the warm sun would be gone and winter would come. She dragged dead bugs into her nest. She stored little seeds to eat. She dug her home deep into the earth so she would not be cold later. She worked very hard all summer. She did not have time to sing and play.

The warm days of summer passed quickly. Soon all of the plants were dead and brown. All of the leaves had fallen to the ground. The sun was hidden behind clouds and the air was cold. The grasshopper was very hungry. He looked everywhere for something to eat, but couldn't find anything.

Then he saw the ant. "Please, Ant, will you give me something to eat?"

"Why should I give you something to eat? What have you been doing all summer while I worked to get ready for the cold?"

"I did not have time to work," said the grasshopper. "I sang songs, I hopped and leaped, and sat in the sun."

"Grasshopper, you played and never worked. I worked and never played. Why should I help you out when you did not help yourself?"

The grasshopper hopped slowly away and the ant went into her warm nest to nibble some seeds. "Foolish grasshopper," she said. "Now he will have to pay for the time he wasted. The winter will not be kind to the lazy one."



Retold by Mary Rose



Skill

Identifying the Theme in Fiction

Dear Parents,

This story is a fable. Not only does the story have talking animals, but they are there to teach us a lesson. In this story the animals don't say outright, "Be sure to work hard and save up for bad times." Instead, they give us the message implicitly, by showing us what happens to the poor grasshopper. We are supposed to imagine that something like this might happen to us and we are expected to learn from his mistakes. It is important for a reader to be able to figure out, or infer, the intended message of a reading passage. So this is one goal of the questions for this assignment. After you and your child answer the first three questions, discuss the lesson learned as you answer the final question.

We completed this assignment together.

(Child's Signature)

(Parent's Signature)

# The Questions



Together write simple answers to the following questions.

1. What did the ant do all summer? \_\_\_\_\_

\_\_\_\_\_  
\_\_\_\_\_

2. What did the grasshopper do all summer?

\_\_\_\_\_  
\_\_\_\_\_

3. What happened when winter came?

\_\_\_\_\_  
\_\_\_\_\_

4. What lesson did you learn from this story about the ant and the grasshopper?

\_\_\_\_\_  
\_\_\_\_\_