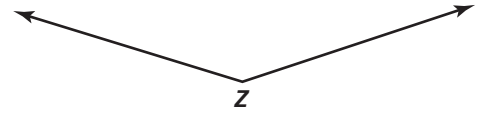



Practice 1-5

Basic Constructions

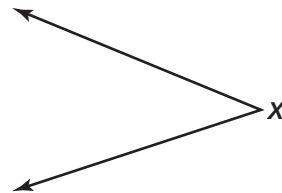
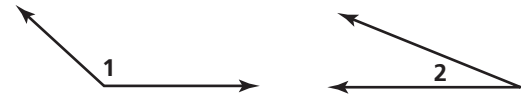

Construct each figure as directed.

- Construct \overline{AB} congruent to \overline{XY} . Check your work with a ruler.
- Construct the perpendicular bisector of \overline{XY} .
- Construct a triangle whose sides are all the same length as \overline{XY} .
- Construct the angle bisector of $\angle Z$.



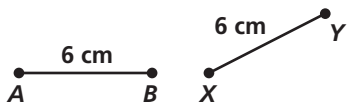
Check your work with a protractor.

- Construct a 90° angle.
 - Construct a 45° angle.
- Construct \overline{AB} so that $AB = MN + OP$.
- Construct \overline{KL} so that $KL = OP - MN$.
- Construct $\angle A$ so that $m\angle A = m\angle 1 + m\angle 2$.
- Construct $\angle B$ so that $m\angle B = m\angle 1 - m\angle 2$.
- Construct $\angle C$ so that $m\angle C = 2m\angle 2$.
- Construct the angle bisector of $\angle X$.
- Construct $\angle W$ so that $m\angle W = 2m\angle X$.
- Construct $\angle Z$ so that $m\angle Z = \frac{1}{2}m\angle X$.

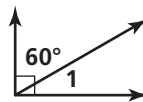


Write true or false.

14. $\overline{AB} \cong \overline{XY}$



15. $m\angle 1 = 40$



- If $m\angle A = 80$, then $\angle A$ is obtuse.
- The perpendicular bisector of a line segment creates four 90° angles.
- If $m\angle 1 = 45$ and $m\angle 2 = m\angle 1$, then $m\angle 1 + m\angle 2 = 90$.
- For a given $\angle A$, $\frac{1}{2} \cdot m\angle A = 2 \cdot m\angle A$.
- If angles 3 and 4 are complementary and $m\angle 3 = m\angle 4$, then $m\angle 4 = 45$.

© Pearson Education, Inc. All rights reserved.