

2nd Grade Homework Packet

October 7 – October 10, 2013

Monday

Study this week's spelling list for Friday's test. Review math facts. Complete the "Spelling ABC" worksheet and the "Unscramble the Words" sheet. Have an adult check and sign your homework, after it is corrected. Read 20 minutes.

Tuesday

Study the spelling words and math facts. Complete the math pages 15 and 16 reviewing Lessons 4.2 and 4.3. Complete the sic Halloween Word Problems. Read 20 minutes.

Wednesday

Study spelling and math facts. Complete the math pages reviewing Lessons 4.4 and 4.5. Read "The Little Red Hen" to an adult. Talk about comparison of the animals and write the answers to the questions. Have an adult check your homework for errors and sign after you have corrected it. Read 20 minutes.

Thursday

This is a paper-free night! Review the spelling words to be ready for tomorrow's test. Practice math facts. Read 20 minutes.

Lesson 6

Long Vowel a

Spelling Words

1. stay
2. gray
3. made
4. game
5. tail
6. rain
7. paint
8. train
9. paid
10. gave
- * 11. afraid
- * 12. neighbor



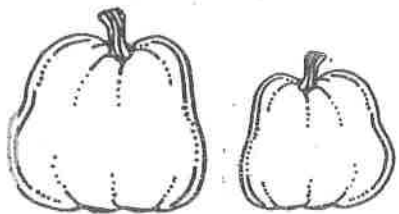
Name: _____ Date: _____ # _____

Spelling Lesson 6 - Long Vowel a

	Word List	Vowels	Syllables	ABC Order
1	stay			
2	gray			
3	made			
4	game			
5	tail			
6	rain			
7	paint			
8	train			
9	paid			
10	gave			
*11	afraid			
*12	neighbor			
13				
14				
15				

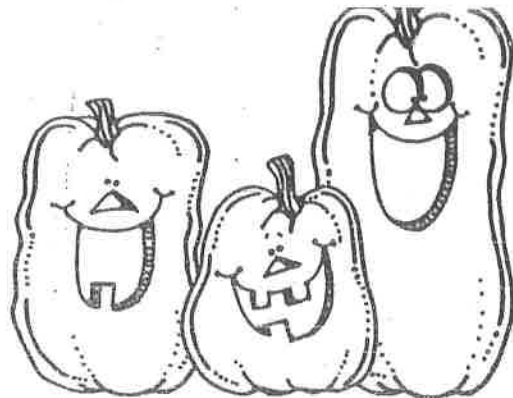
Name _____ # _____

Date _____



Spelling Homework

Lesson 6



DIRECTIONS: Use your spelling list to help you unscramble the following spelling words. Write each word **THREE** times on the line.

lita _____

npita _____

ysat _____

meag _____

idap _____

dfiraa _____

nair _____

bioerngh _____

dmea _____

gyar _____

eavg _____

iratn _____

BONUS: Unscramble the following "Halloween" words!

sthog _____

kppimun _____

nuahtde _____

itwhc _____

ueocstm _____

letsoken _____

Tens and Ones

Draw a model. Then solve.

1. Julie puts her rocks in 1 group of ten. She has 6 rocks left over. How many rocks does she have?

16 rocks

2. Nick puts his stickers in 6 groups of ten. He has 7 left over. How many stickers does he have?

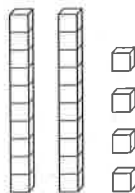
_____ stickers

3. Josh puts his cars in 3 groups of ten. He has 3 cars left over. How many cars does he have?

_____ cars

Mark the correct answer.

4. Which is the number?



- 20 24
 40 42


5. Which number is the same as $40 + 9$?

- 40 44
 49 94

Understand Place Value


Write how many tens and ones.
Then write the number.

1.




6 tens 3 ones = 63 stamps

2.




_____ tens _____ ones = _____ stamps

3.



_____ tens _____ ones = _____ stamps

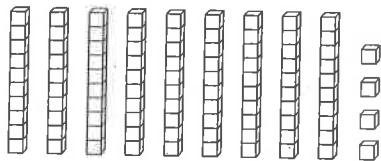
4.



_____ tens _____ ones = _____ stamps

Mark the correct answer.

5. Which is the number?



- 94
- 49
- 13
- 5

6. What is the value of the underlined digit?

65

- 50
- 5
- 60
- 6

Name _____

HALLOWEEN WORD PROBLEMS

DIRECTIONS: Read each story. Decide whether to add or subtract. Underline the clue words. Solve the problem. (Show your work!) Write down your answer. The first one is done for you.

Ex. 7 scary witches were casting a spell. 3 cackling witches were making magic potion. How many witches were there in all?

- I need to add / subtract. (Circle one.)
- There were 10 witches in all.

$$\begin{array}{r} 7 \\ + 3 \\ \hline 10 \end{array}$$

1. 11 ghosts were flying inside a haunted house. 4 ghosts vanished. How many ghosts were left?

- I need to add / subtract. (Circle one.)
- There were _____

2. 9 spooky mummies were walking in a graveyard. 3 ugly monsters joined them. How many creatures were there altogether?

- I need to add / subtract. (Circle one.)
- There were _____

3. 12 boys were trick-or-treating. 7 girls were trick-or-treating. How many more boys were trick-or-treating?

• I need to add / subtract. (Circle one.)

• There were _____

4. 7 jack-o-lanterns had scary faces. 2 jack-o-lanterns had funny faces. 5 jack-o-lanterns had mean faces. What was the total number of jack-o-lanterns?

• I need to add / subtract. (Circle one.)

• There were _____

5. 13 bats were flying inside a cave. 9 bats were flying over a cemetery. How many fewer bats were flying over a cemetery?

• I need to add / subtract. (Circle one.)

• There were _____

6. 4 scarecrows were wearing plaid shirts. 6 scarecrows were wearing striped shirts. 5 scarecrows were wearing denim shirts. What was the total number of scarecrows?

• I need to add / subtract. (Circle one.)


• There were _____

Read and Write Numbers

Write the number three different ways.


1. Mr. Torres has 5 boxes with 10 books in each. He buys 3 more books. How many books does he have in all?

5 tens 3 ones
 _____ + _____
 _____ books



2. Ms. Francis has 7 boxes with 10 books in each. She buys 6 more. How many books does she have in all?

_____ tens _____ ones
 _____ + _____
 _____ books



Mark the correct answer.

3. Which number has 2 tens and 8 ones?

73 47
 28 19


4. Which number is the same as 60 + 7?

32 67
 77 83

Reading Strategy • Create Mental Images


Picture the estimates in your mind.
Then circle the most reasonable estimate.

1. James has some cats.
About how many cats might he have?



3 30 100

2. Shelby has pencils in a box.
About how many pencils might be in the box?



2 20 100

3. Dan gives each of his classmates a card. About how many cards might that be?




3 30 100

4. Maria counts buttons on her shirt. About how many buttons might be on her shirt?



7 50 100

5. Todd fills a large bag with toy rings. About how many rings might be in the bag?



8 20 100

6. Lani returns books to the library. About how many books might she have returned?



6 60 100

The Little Red Hen

LISTEN to
your child read
this story aloud.

Once upon a time there was a little red hen who loved bread, so she wanted to plant wheat.

"Who will help me plant the wheat?" asked the little red hen.

"Not I," said the dog.

"Not I," said the cat.

"Not I," said the pig.

"Then I will do it myself," said the little red hen.

And she did.

Soon the wheat was ready to cut. "Who will help me cut the wheat?" asked the little red hen.

"Not I," said the dog.

"Not I," said the cat.

"Not I," said the pig.

"Then I will do it myself," said the little red hen.

And she did.

The wheat had to go to the mill to be ground into flour. "Who will help me take the wheat to the mill?" asked the little red hen.

"Not I," said the dog.

"Not I," said the cat.

"Not I," said the pig.

"Then I will do it myself," said the little red hen. And she did.

"Who will help me bake my bread?" asked the little red hen.

"Not I," said the dog.

"Not I," said the cat.

"Not I," said the pig.

"Then I will do it myself," said the little red hen. And the little red hen made bread.


When the bread was done, the little red hen asked, "Who will help me eat the bread?"

"I will," said the dog.

"I will," said the cat.

"I will," said the pig.

"No, you will not," said the little red hen. "You did not help me plant or cut or bake the bread. You will not help me eat it. I will eat it myself." And she did.



Retold by Mary Rose



Skill

Recognizing Comparisons

Dear Parents,

In this familiar story, readers are again asked to make a comparison, this time between the little red hen and her friends, the dog, the cat, and the pig. Students will need to figure out how the little red hen is like her friends and how she is different from her friends. It is obvious to us that the little red hen is industrious and willing to work for what she gets, while her friends are lazy and want something for nothing. To help your child discover how the animals are alike, have him or her look at the first sentence of the story and then at how the animals respond to the freshly baked bread near the story's end.

As with other fables, your child should recognize that he or she is supposed to learn a lesson from the story. The final question focuses on this lesson and is intended to help your child articulate the underlying message.

We completed this assignment together.

(Child's Signature)

(Parent's Signature)

The Questions



Together write simple answers to the following questions.

1. Explain one way the little red hen is different from her friends. _____

2. Explain one way the little red hen is like her friends. _____

3. What lesson did you learn from the little red hen? _____
