

2nd Grade Homework Packet

March 25 - 28, 2013

Monday

Study this week's spelling list for Friday's test. Complete the "Spelling ABC" worksheet. Have an adult check and sign your homework, after it is corrected. Also, do the "Comparisons" page. Read!

Tuesday

Study your spelling words. Complete Math Problem Solving pages 89, and 90. Complete "The Equator and Hemispheres" pages. Read!

Wednesday

Study your spelling list. Complete the Math Problems Solving pages 91 and 92. Read "The History of Gum" aloud to an adult and answer the questions, writing complete sentence answers on the lines. Have an adult check all work for errors and sign after you correct it. All homework is due tomorrow. Read!

Thursday **Minimum Day** **Open House**

This is a paper-free night! Review the spelling words for tomorrow's test. Practice, play spelling games, and take a test on this week's words. Try to make different amounts with the fewest coins possible. Play store, "buy" a few things, and make change. Read!

Reminders

Friday, 3/29, is a minimum day.




Spring Break: 4/1 - 4/5

Lesson 25

Comparisons - er, est

Spelling Words

- | | |
|-------------|--------------|
| 1. older | 11. black |
| 2. oldest | 12. white |
| 3. thicker | * 13. orange |
| 4. thickest | * 14. yellow |
| 5. softer | * 15. purple |
| 6. softest | |
| 7. later | |
| 8. latest | |
| 9. richer | |
| 10. richest | |



Name: _____

Date: _____

Spelling Lesson 25 - Comparisons - er, est

Word List

Vowels

Syllables

ABC Order

	Word List	Vowels	Syllables	ABC Order
1	older			
2	oldest			
3	thicker			
4	thickest			
5	softer			
6	softest			
7	later			
8	latest			
9	richer			
10	richest			
11	black			
12	white			
*13	orange			
*14	yellow			
*15	purple			

Comparisons

Directions: The word ending **-er** sometimes means "more." The ending **-est** means "most." They are added to base words to make comparisons.

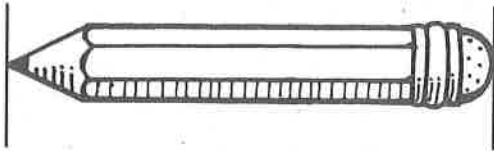
Complete the chart to show base words with and without the endings.

Base Word	Base Word + -er	Base Word + -est
old		
		biggest
	colder	
young		
		softest
		longest
	higher	
	newer	
rich		
fine		
	softer	
short		
	later	
sweet		
	thicker	
		lowest
		hardest
hot		
	faster	
small		
	wetter	
		lowest
deep		
		warmest
	rounder	

Nonstandard Units


Solve.

1. Lin uses small  to measure her pencil.
About how many  long is it?




about 2 

2. Cecil uses  to measure his train.
About how many  long is it?





about _____ 

3. Winnie uses  to measure her dog's leash.
About how many  long is it?





about _____ 

Mark the correct answer.

4. Abby's ribbon is 21  long. Susan's ribbon is 12  long. Who has the longer ribbon?

- Abby
 Susan

5. Ben's cat is 25  long. Ricky's cat is 27  long. Who has the longer cat?

- Ben
 Ricky

Understand Plan Solve Check

Measure to the Nearest Inch

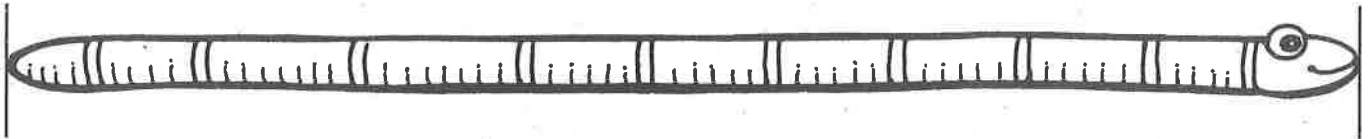
Use your inch ruler.
Solve.

1. Ian measures his pen.
How many inches long is it?



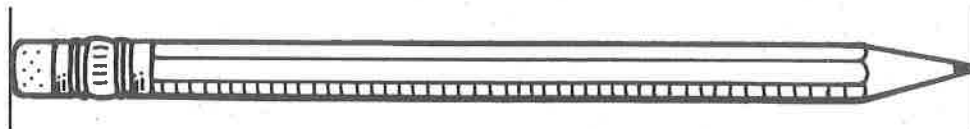
4 inches

2. Erika measures a worm.
How many inches long is it?



_____ inches

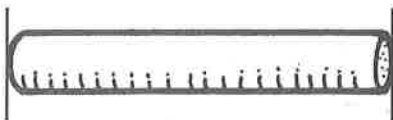
3. Linda measures her pencil.
How many inches long is it?



_____ inches

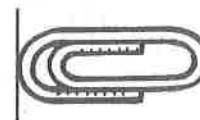
Mark the correct answer.

4. How many inches long is the chalk?



- 1 2
 3 4

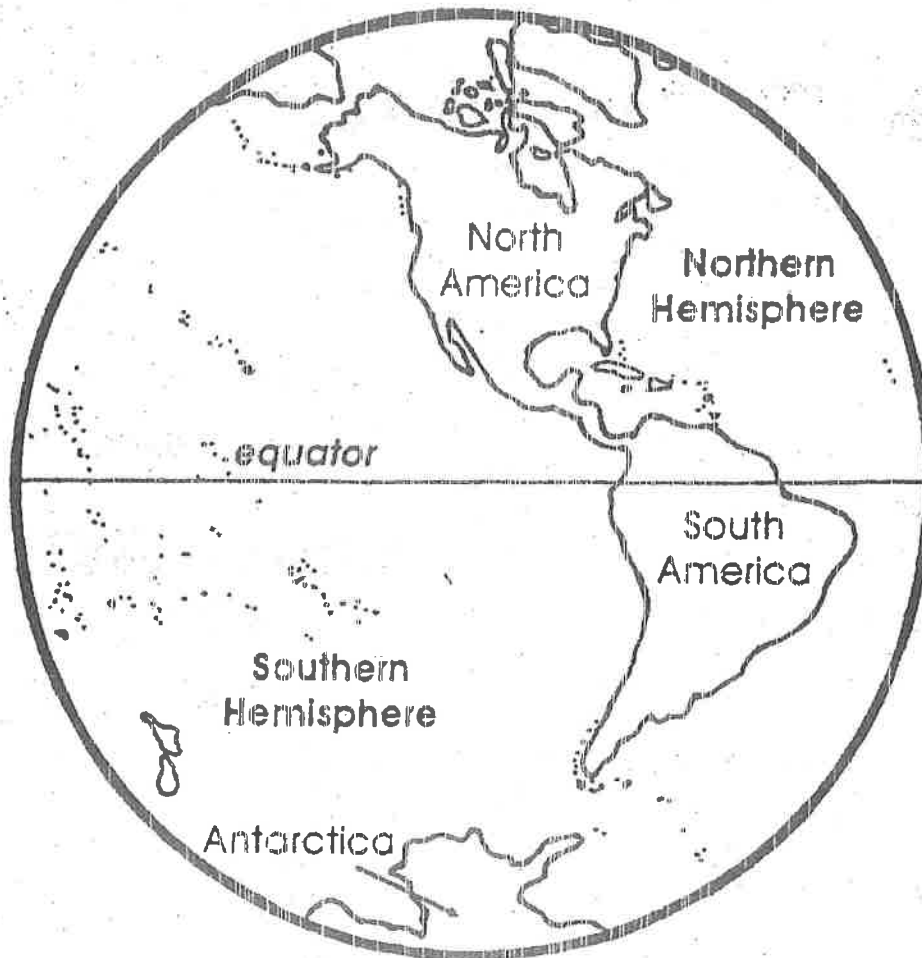
5. How many inches long is the paper clip?



- 1 2
 3 4

The Equator and Hemispheres

The Earth is divided into two parts by an imaginary line called the *equator*. The part of the Earth that is north of the equator is called the *Northern Hemisphere*. The part of the Earth that is south of the equator is called the *Southern Hemisphere*. A *sphere* is a globe or other ball shape. The Earth is a sphere. A *hemisphere* is half of a sphere.



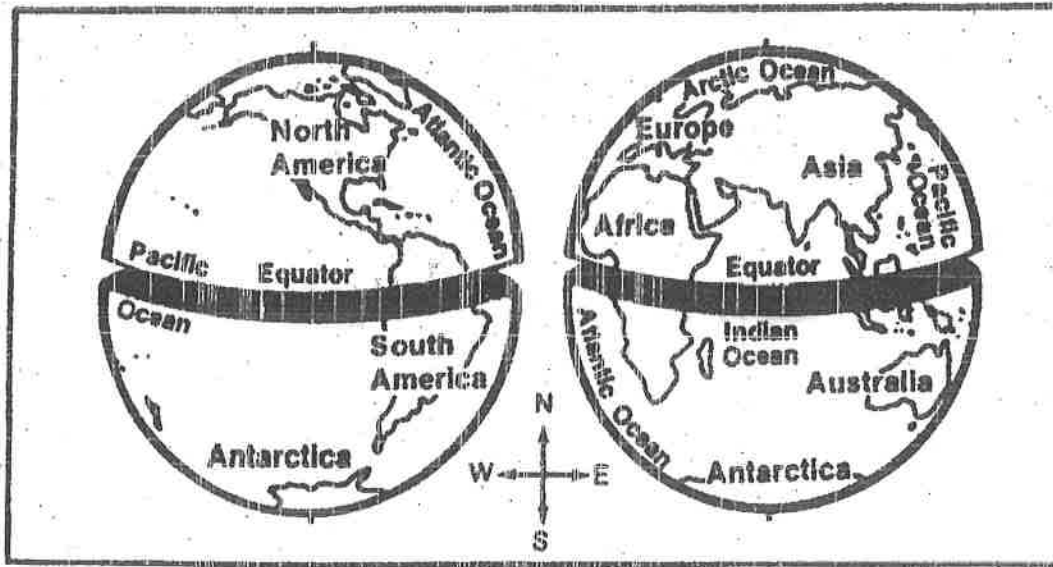
The equator is like an imaginary cut that divides the sphere of the Earth into two half-spheres, or hemispheres.

1. Trace the equator with a blue crayon.
2. Color the Northern Hemisphere green.
3. Color the Southern Hemisphere yellow.
4. What continent on this map is in the Northern Hemisphere?

5. What continent on this map is divided by the equator?

6. What continent on this map is completely in the Southern Hemisphere?

The Equator



A **globe** is a model of the earth. The globe is round because the earth is shaped like a ball, or **sphere**.

The globe is divided into two equal parts by a make-believe line called the **equator**. Half of the earth is north of the equator and half is south of the equator.

Use the maps above to write **north** or **south** in the blanks.

1. North America is _____ of the equator.
2. Most of Asia is _____ of the equator.
3. Europe is _____ of Africa.
4. Australia is _____ of the equator.
5. Most of South America is _____ of the equator.
6. Antarctica is _____ of Asia.
7. The Indian Ocean is _____ of India, a country in Asia.
8. Europe is _____ of the equator.
9. North America is _____ of South America.
10. Antarctica is _____ of the equator.

Try This! List the continents in alphabetical order. Place a star beside the ones that are partially or completely north of the equator.

Understand Plan Solve Check

Inches and Feet

Think about real objects. Write feet or inches.

1. Mark measures the length of the canoe.




It is 12 feet long.

2. Kelli measures the length of her whistle.



It is 2 _____ long.

3. Bill measures the width of his sleeping bag.



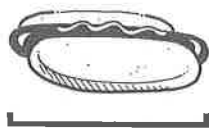
It is 2 _____ wide.

4. Stacy measures the highest part of the tent.



It is 6 _____ high.

5. Terri measures her hot dog.



It is 4 _____ long.

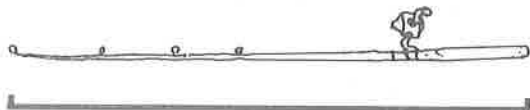
6. Tim measures a strawberry.



It is 1 _____ long.

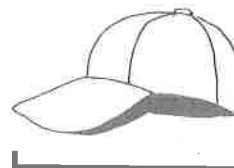
Mark the correct answer.

7. Which is the best estimate for the real object?



- 6 inches
- 6 feet
- 3 inches
- 1 foot

8. Which is the best estimate for the real object?



- 3 feet
- 2 feet
- 8 inches
- 8 feet

Centimeters and Meters

Think about the real objects. Circle the best answer.

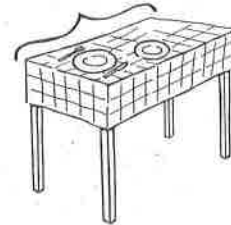
1. Jennifer measures the toaster.
It is about

16 centimeters 16 meters high.



2. Mimi measures the table.
It is about

1 centimeter 1 meter long.



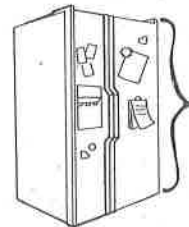
3. Dan measures a cereal box.
It is about

25 centimeters 25 meters high.



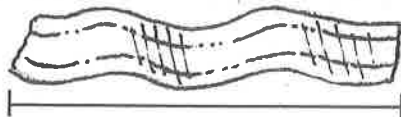
4. Dan measures the refrigerator.
It is about

2 centimeters 2 meters high.



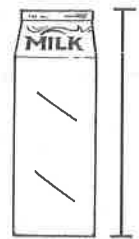
Mark the best answer.

5. About how long is a slice of bacon?



- 18 centimeters
 18 meters
 1 centimeter
 1 meter

6. About how tall is a milk carton?



- 3 centimeters
 3 meters
 24 centimeters
 24 meters

The History of Gum

LISTEN to
your child read
this story aloud.

The history of gum began thousands of years ago when prehistoric men and women chewed lumps of tree resin (a sticky brown material that oozes from trees). The ancient Greeks chewed on resin, and so did Native Americans. Early settlers to New England loved to chew resin, too. In 1869, a man from New York named Thomas Adams invented gum as we know it today. He used *chicle*, which is the sap from a sapodilla tree. Soon everyone in New York was chewing!



Then a new product called Dentyne[®] came out. This chewing gum was supposed to be healthy for your teeth. Around 1900, someone covered pieces of Dentyne[®] gum with sugar and called the new product Chiclets[®].

The first bubble gum, called Blibber-Blubber, was invented in 1906. It was so sticky that if a bubble popped on your face, it would not come off, so the company had to stop making it.

Finally, in 1928, Walter Diemer came up with the perfect bubble gum recipe. He invented Double Bubble[®], the first real bubble gum. He made it pink because that was the only color of dye he had. He took a five-pound lump of the gum to a grocery store. It sold out that afternoon.

You can still buy Dentyne[®], Chiclets[®], and Double Bubble[®] bubble gum today—proof that some great things have been great for a very long time!

Abridged by Mary Rose from an article by Lauren Tarshis

Dear Parents,

Students are used to being asked to list events in chronological order when reading fictional stories. They are familiar with questions that ask them "What happened first, next, and last in the story?" But students also need to develop this same skill within the context of nonfiction pieces. As they advance through school, they will need to understand chronological order in content areas such as social studies and science. Because this is probably a new skill for your child, this assignment may prove somewhat difficult. After listening carefully as he or she reads aloud the passage about the history of gum, work together to find and list the historical events in the correct order.

Skill

Sequencing Events in Nonfiction

We completed this assignment together.

(Child's Signature)

(Parent's Signature)

The Questions



1. List four groups of people who chewed gum before it was invented in 1869.

2. List three brands of gum in the order in which they were created.
(Hint: Remember that a brand name begins with a capital letter.)

3. In what year did Thomas Adams create chicle gum? _____

4. In what year did Walter Diemer create Double Bubble[®] bubble gum? _____

5. Which was invented first, chicle gum or bubble gum? _____