

---

## 2<sup>nd</sup> Grade Homework Packet

April 14 - 17, 2014

### **Monday**

Study this week's spelling list for Friday's test. Complete the "Spelling ABC" worksheet and "Contractions" worksheet. Have an adult check your homework for errors, and sign after you correct it. Read 20 minutes.

### **Tuesday**

Complete the math pages 93, 94, 95 and 96. Also, complete "Identifying Main Idea & Details" worksheets. Have an adult check your homework for errors, and sign after you correct it. Read 20 minutes.

### **Wednesday**

Tonight, you will do "family homework". Read "Let's Marry!" said the Cherry" aloud to an adult. Then do the work. Complete the "Around the Globe and North America, A Colorful Continent" worksheets. Have an adult check all work, then sign after you correct it. Read 20 minutes.

### **Thursday**

This is a paper-free night! Review the spelling words to be ready for tomorrow's test. Practice, play spelling games, and take a test on this week's words. Work on time, money, and math facts. Read 20 minutes.

---

# Lesson 27

## Contractions

### Spelling Words

1. didn't
2. don't
3. hasn't
4. I've
5. Isn't
6. won't
7. I'll
8. doesn't
9. couldn't
10. I'm
11. we're
12. he's
- \*13. your
- \*14. you're
- \*15. they're

Name: \_\_\_\_\_

Date: \_\_\_\_\_

# \_\_\_\_\_

Spelling Lesson 27 - Contractions

Word List

Vowels

Syllables

ABC Order

1	didn't			
2	don't			
3	hasn't			
4	I've			
5	isn't			
6	won't			
7	I'll			
8	doesn't			
9	couldn't			
10	I'm			
11	we're			
12	he's			
*13	your			
*14	you're			
*15	they're			

# Build Skills and Word Experiences



Name \_\_\_\_\_, Super Speller

## Contractions

Read each sentence. Replace the two underlined words with a contraction. Write it on the line.

1. I think you are going to be late.

\_\_\_\_\_

2. There is only one pencil left.

\_\_\_\_\_

3. We would like to pet your cat.

\_\_\_\_\_

4. They could not find you in the park.

\_\_\_\_\_

5. She is having a birthday party.

\_\_\_\_\_

6. My brothers said they will go tomorrow.

\_\_\_\_\_

Read each sentence. Find and circle the contraction. Then write the two words it was made from on the line.

1. He'd like to go to the zoo with us.

\_\_\_\_\_

2. Why isn't she taking the bus?

\_\_\_\_\_

3. I wonder if they've seen snow before.

\_\_\_\_\_

4. What's the answer to the question?

\_\_\_\_\_

5. Their dog doesn't like getting a bath.

\_\_\_\_\_

6. We're taking the train into the city.

\_\_\_\_\_

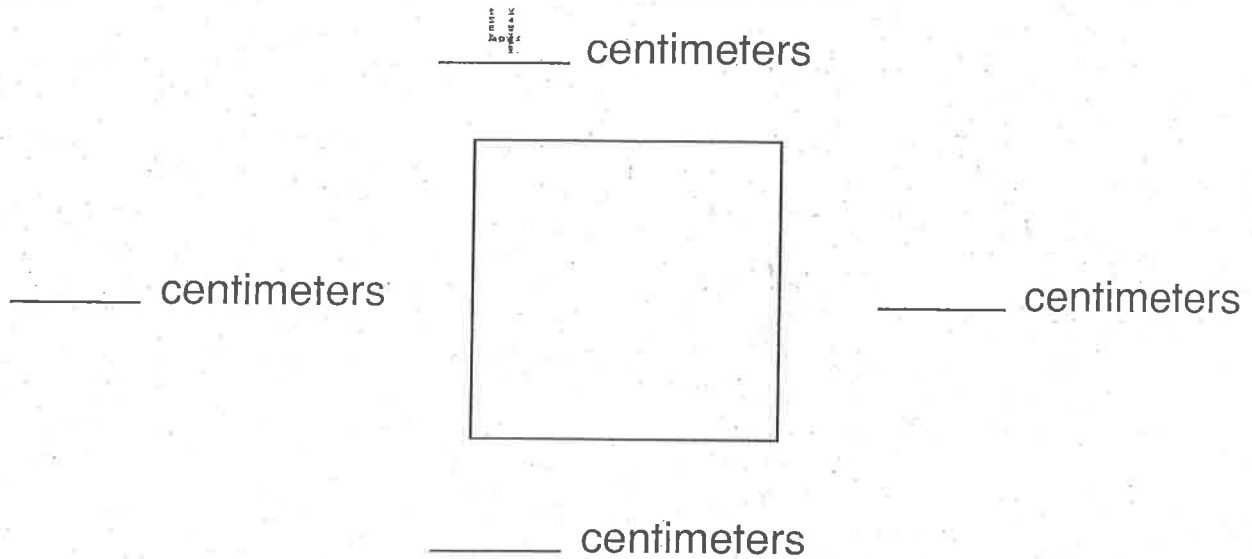


Have you ever been on a train? Write a story, real or made up, about taking a trip on a train. Be sure to use contractions in your story. Then draw a picture to go with your story.

**Understand** **Plan** **Solve** **Check**

## Perimeter

1. Use a centimeter ruler.  
Measure each side of the square.

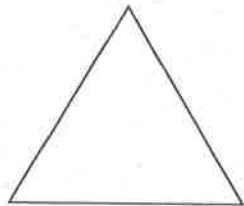


2. How many centimeters around the square?

\_\_\_\_\_ + \_\_\_\_\_ + \_\_\_\_\_ + \_\_\_\_\_ = \_\_\_\_\_ centimeters

How many centimeters around each figure?  
Mark the correct answer.

3.



- 3 centimeters
- 6 centimeters
- 9 centimeters
- 12 centimeters

4.



- 6 centimeters
- 12 centimeters
- 16 centimeters
- 20 centimeters

Understand

Plan

Solve


Check

## Reading Strategy: Make and Confirm Predictions

About how long is each toy?

Make a prediction. Circle the most reasonable estimate. Then confirm your prediction.


1.



inches:            about 2 inches    about 4 inches    about 8 inches

---

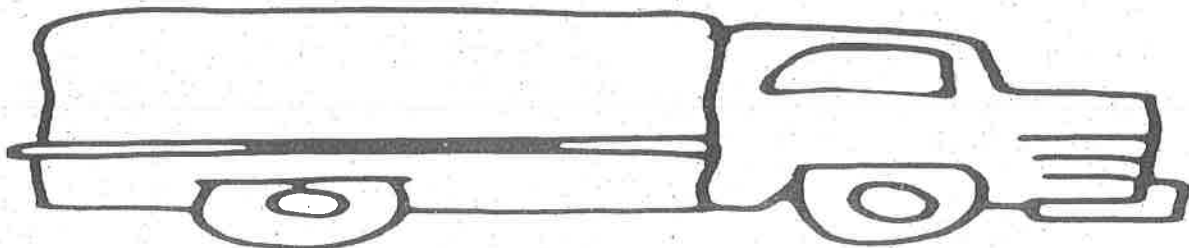
2.



inches:            about 3 inches    about 7 inches    about 10 inches

---


3.



inches:            about 2 inches    about 4 inches    about 6 inches

---

4.



inches:            about 3 inches    about 7 inches    about 10 inches

## Cups, Pints, and Quarts

Solve.

1. Abby bought 2 quarts of juice. Sandy bought 3 pints of juice. Who bought more juice?

Abby

2. Jean drank 3 cups of milk. Carl drank 1 pint of milk. Who drank more milk?

3. Rory drank 3 pints of water. Antoine drank 1 quart of water. Who drank more water?

4. Louis drank 5 cups of juice. Amy drank 1 quart of juice. Who drank more juice?

Mark the correct answer.

5. How many pints equal 2 quarts?

- 1 pint  
 2 pints  
 4 pints  
 8 pints

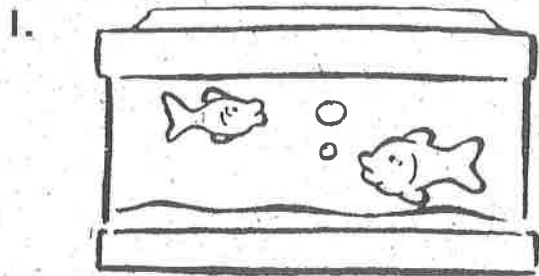
6. How many cups equal 3 pints?

- 2 cups  
 3 cups  
 6 cups  
 9 cups

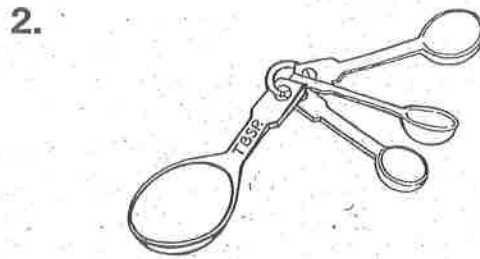
Understand Plan Solve Check

# Liters

About how much does the container hold?  
Estimate. Write more than, less than, or same as 1 liter.



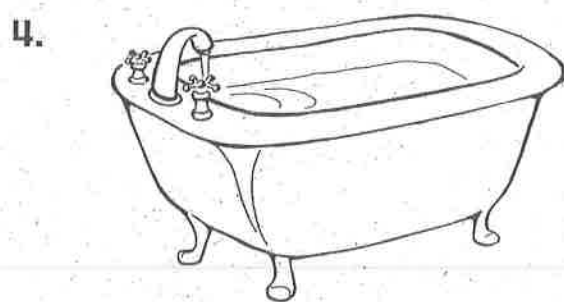
more than 1 liter



\_\_\_\_\_ 1 liter




\_\_\_\_\_ 1 liter



\_\_\_\_\_ 1 liter

Mark the correct answer.

5. About how much does this container hold?



- less than 1 liter
- same as 1 liter
- more than 1 liter

6. About how much does this container hold?




- less than 1 liter
- same as 1 liter
- more than 1 liter

Name \_\_\_\_\_

Date \_\_\_\_\_

Read the paragraph. Then fill in the bubble that best completes each sentence.

**C**ommunity names often have words for water in them. For example, Riverview is a town in Kansas. Running Springs is in California. You'll find Bay City in Michigan. Storm Lake is in Iowa, Great Falls is in Montana, and Brookfield is in Vermont. Where is Silver Creek? Why, it's in Mississippi.



1. The main idea of the paragraph is

- A. where to find Silver Creek
- B. names of places with water words
- C. different bodies of water in states

2. A detail that tells more about the main idea is

- A. which state has the most bodies of water
- B. in which state you'll find Bay City
- C. why water words appear in names

3. The best title for this paragraph would be


- A. Where Is Storm Lake?
- B. Water Words in Place Names
- C. How Communities Are Named

Name \_\_\_\_\_

Date \_\_\_\_\_

Read the paragraph. Then fill in the bubble that best completes each sentence.

**W**hat foods cause the most problems in a car? Chocolate is one. It gets all over things. When drivers try to clean up the mess, they often have accidents. Hot drinks such as coffee are also dangerous. Why? They spill. Greasy foods cause trouble when they drip. Jelly doughnuts cause problems too. Can you guess why?



1. The main idea of the paragraph is

- A. foods that are good for car rides
- B. the problems caused by chocolate
- C. foods that cause problems in cars

2. A detail that tells more about the main idea is

- A. greasy foods that drip cause problems
- B. drivers should pay attention to the road
- C. cell phones are dangerous in cars


3. The best title for this paragraph would be

- A. Chocolate Causes Accidents
- B. Please Eat Neatly
- C. Messy Foods in Cars



# "Let's Marry!" said the Cherry

LISTEN to  
your child read  
this poem aloud.



"Let's marry!"  
said the cherry.

"Why me?"  
said the pea.

"Cause you're sweet,"  
said the beet.

"Say you will,"  
said the dill.

"Think it over,"  
said the clover.

"Don't rush,"  
said the squash.

"Here's your dress,"  
said the cress.

"White and green,"  
said the bean.

"And your cape,"  
said the grape.

"Trimmed with fur,"  
said the burr.

"Won't that tickle?"  
said the pickle.

"Who knows?"  
said the rose.

"Where's the chapel?"  
said the apple.

"In Greenwich,"  
said the spinach.

"We'll be there!"  
said the pear.


"Wearing what?"  
said the nut.

"Pants and coats,"  
said the oats.

"Shoes and socks,"  
said the phlox.



By N.M. Bodecker



"Shirt and tie,"  
said the rye.

"We'll look jolly,"  
said the holly.

"You'll look silly,"  
said the lily.

"You're crazy,"  
said the daisy.

"Come, let's dine,"  
said the vine.

"Yeah—let's eat!"  
said the wheat.

"And get stout,"  
said the sprout.

"Just wait,"  
said the date.

"Who will chime?"  
said the lime.

"I'll chime!"  
said the thyme.

"Who will preach?"  
said the peach.

"It's my turn!"  
said the fern.

"You would ramble,"  
said the bramble.

"Here they come!"  
said the plum.

"Start the tune!"  
cried the prune.

"All together!"  
cried the heather.

"Here we go!"  
said the sloe.


"Now—let's marry!"  
said the cherry.

"Why me?"  
said the pea.

"Oh, my gosh!"  
said the squash.

"Start all over,"  
said the clover.

"NO WAY!"  
said the hay.



Dear Parents,

It would be wise for you to read this particular poem out loud to your child the first time through. It will help him or her understand the events of the story. Then try reading it again, taking turns. One of you can read the part in quotation marks, and the other can read the speaker tags. For example, you read, "Let's marry!" and your child reads, "said the cherry." Taking turns like this allows your child to hear the rhyming word clearly. It's also an aid as he or she tries to make an educated guess at unfamiliar words (of which there will be quite a few in this poem). If your child says a word that is not in the story, guide him or her to look at the beginning and ending sounds to try to get the word right. Finally, ask your child to read the whole poem out loud on his or her own.

Skill

Identifying Rhyming Words and Couplets

We completed this assignment together.

(Child's Signature)

(Parent's Signature)

## The Questions



Did you know that the word *couple* means "two"? This poem is made up of rhyming couplets. That means that the two lines go together and the last word in each line rhymes. Make a list of the rhyming words from the poem on the spaces below.

marry \_\_\_\_\_

chapel \_\_\_\_\_

me \_\_\_\_\_

crazy \_\_\_\_\_

\_\_\_\_\_ oats

\_\_\_\_\_ peach

\_\_\_\_\_ burr

wait \_\_\_\_\_

jolly \_\_\_\_\_

turn \_\_\_\_\_

Now write two rhyming couplets of your own. They can be silly!

---

---

---

Name \_\_\_\_\_

# Around the Globe



The world is divided into seven large land masses. These big areas are called **continents**. Their names are Asia, Africa, Europe, North America, South America, Australia, and Antarctica. Asia is the largest continent. More than half of the world's people live there. No one lives on Antarctica because it's too cold!

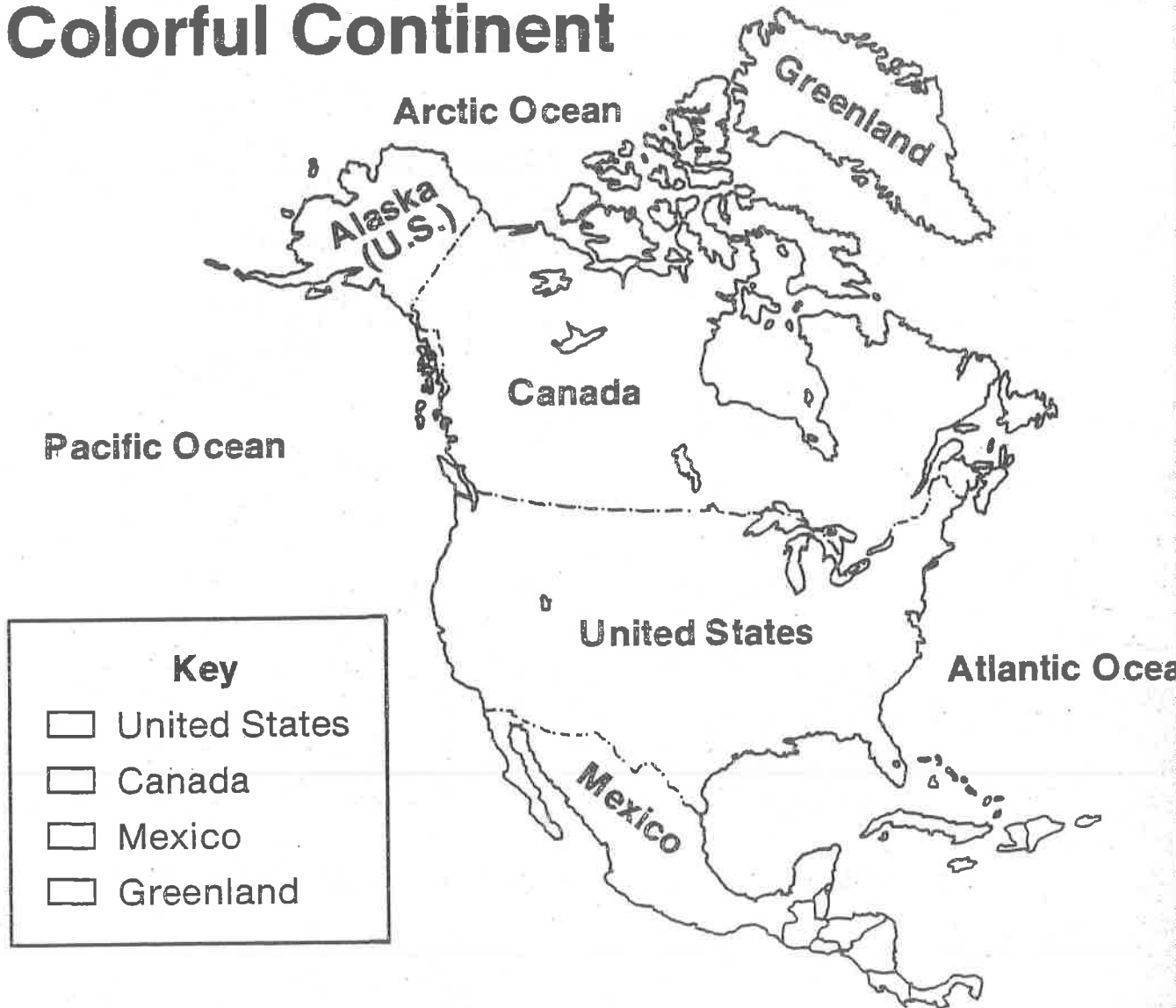
The map shows where some students were born. Fill in the table below with the correct continent names.

Names	Continents Where They Were Born
Carlos	
Ivan	
Tanya	
Mike	
Kim	
Marco	
Maria	
Joyce	

Name \_\_\_\_\_

Skill: Identifying regions in North America

# North America, A Colorful Continent



Choose a different color for each place listed on the key and color the boxes next to each name. Then color the land areas on the map to match the key.

1. What country is north of the United States? \_\_\_\_\_
2. What country is south of the United States? \_\_\_\_\_
3. What large island is north of Canada? \_\_\_\_\_