

2nd Grade Homework Packet

November 26 – December 3, 2012



Monday

Complete both sides of the Spelling worksheet.

Tuesday

Complete the math Problem Solving paper, PS 37, 38, 39 and 40. These pages review class lessons 7.5 – 8.3. Have an adult check your homework for errors, and sign after you correct it.

Wednesday

Tonight, you will do “family homework”. Ask a parent to work with you. Complete the word web for the following prompt: A Holiday Tradition. Think of a special holiday tradition your family has. Include three details about this tradition and record the details in the boxes labeled, Fire, Second and Finally. Using your word web, complete the paragraph frame. Be sure to include a Title for your paragraph and use complete sentences that begin with a capital letter and end with the correct punctuation mark. A topic sentence and concluding sentence have been provided. Once you have completed your paragraph, reread it to be sure that it makes sense. Now you are ready to write your Final Copy on the back. Your parent may help guide you!

Thursday

This is a paper-free night! Review the spelling words to be ready for tomorrow’s test. Practice counting coins such as pennies, nickels, dimes and quarters.

Reminder

Holiday Program: December 17, 2012

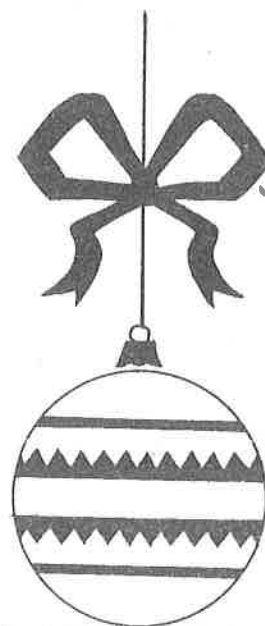
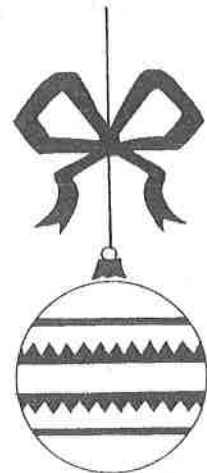


Lesson 11

Consonant Digraph - sh

Spelling Words

- | | |
|-----------|----------------|
| 1. shall | 11. shoe |
| 2. shelf | 12. wash |
| 3. brush | *13. yesterday |
| 4. crash | *14. family |
| 5. rush | *15. sure |
| 6. shot | |
| 7. sheep | |
| 8. smash | |
| 9. shut | |
| 10. fresh | |



Name : _____

Date : _____

Spelling Lesson 11 - Consonant Digraph - sh

Word List

Vowels

Syllables

ABC Order

1	shall			
2	shelf			
3	brush			
4	crash			
5	rush			
6	shot			
7	sheep			
8	smash			
9	shut			
10	fresh			
11	shoe			
12	wash			
*13	yesterday			
*14	family			
*15	sure			

Name: _____ # _____

Directions: Complete each spelling word by filling in the missing letters.

shal ____

sh ____ lf

b ____ ush

c ____ ash

r ____ sh

sh ____ t

sh ____ e ____

sm ____ s ____

s ____ u ____

____ r ____ sh

s ____ o ____

w ____ s ____





f ____ m ____ l ____


s ____ r ____

y ____ s ____ erd ____ y







Understand Plan Solve Check

Reading Strategy • Use Picture Clues

Food	Price
tomato 	32¢
carrot 	55¢
corn 	44¢
lettuce 	67¢



Use the pictures to help you read the words in the table.
Draw coins to buy each food.

1. 	 
2. 	
3. 	
4. 	

Understand

Plan

Solve

Check

Make the Same Amounts

Draw and label the coins.
Write the amount.

1. Greg has 15¢. His father gives him 30¢. How much money does Greg have now?

45 ¢

2. Judy has 40¢. She earns 50¢ raking leaves. How much money does she have now?

_____ ¢

3. Bob has 1 quarter, 2 dimes, and 4 pennies. How much money does he have?

_____ ¢

Mark the correct answer.

4. Which is the total amount?



55¢

40¢

35¢

31¢


Name _____

Understand Plan Solve Check


Same Amounts Using Fewest Coins

Solve. Then draw coins to show the same amount with the fewest coins. Label each coin.

1. Allen has 1 quarter, 1 nickel, and 5 pennies. How much money does he have?



2. Paul has 4 dimes and 2 nickels. How much money does he have?



Mark the correct answer.

3. Which is the total amount?



- 50¢
- 35¢
- 30¢
- 26¢


4. Which is the total amount?



- 40¢
- 45¢
- 46¢
- 55¢

Compare Amounts to Prices

Write the names and prices of toys the child might buy.



1. Sally has 65¢.

cat 45¢

turtle 55¢

2. Alex has 95¢.

3. Terry has 80¢.

4. James has 75¢.

Mark the correct answer.

5. Brad has

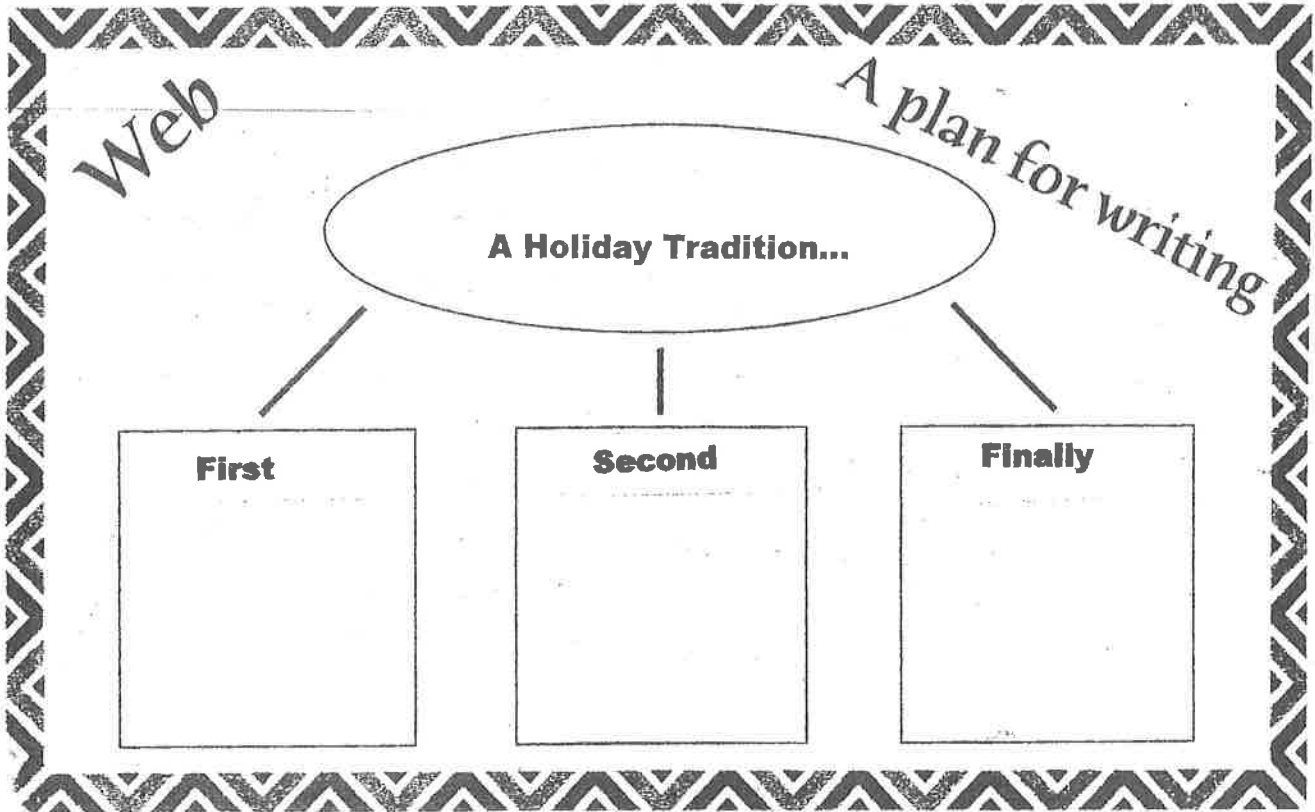


Does he have enough to buy a toy that costs 60¢?

yes no

Name _____

Date _____



_____ (Title)

During the holiday season my family has a special tradition of _____.

This tradition is special because first of all, _____

Second, _____

Finally, _____

Traditions make the holidays extra exciting.

Final Copy

A series of horizontal lines, likely representing a table or a list of items, spanning the width of the page. The lines are evenly spaced and extend across most of the page's width.