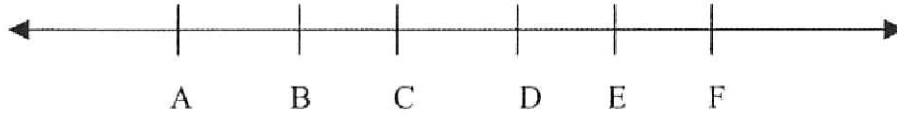


SECTION 1.1 WORKSHEET

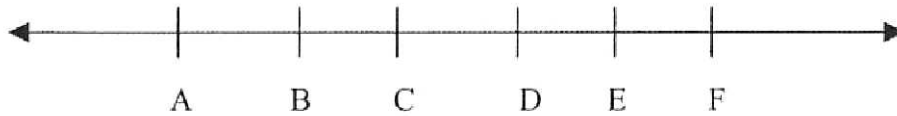
Use a colorful pen or a highlighter to show each answer on the number lines.

1) \overleftrightarrow{AC}



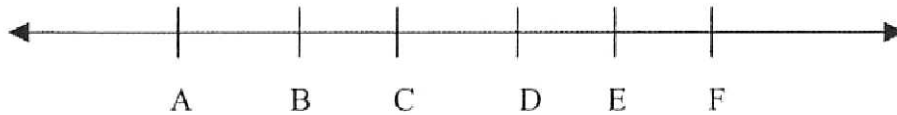
Give two other names for the line: _____

2) \overleftrightarrow{EB}



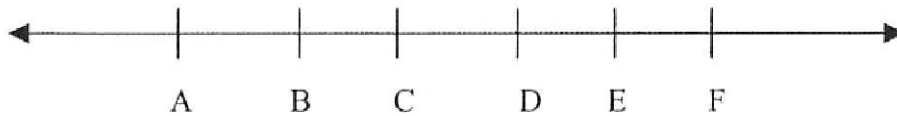
Give two other names for the line: _____

3) \overline{BC}



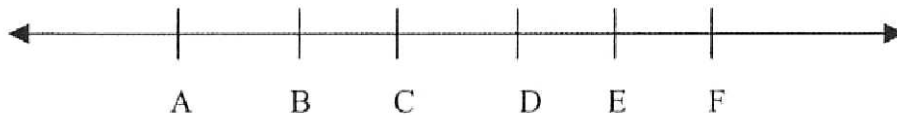
Give another name for the segment: _____

4) \overline{CA}



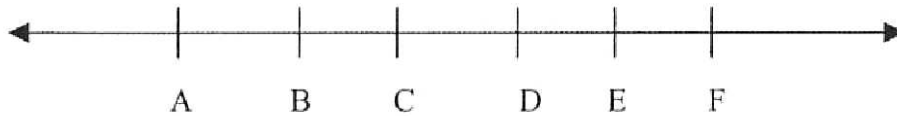
Give another name for the segment: _____

5) \overleftrightarrow{CD}



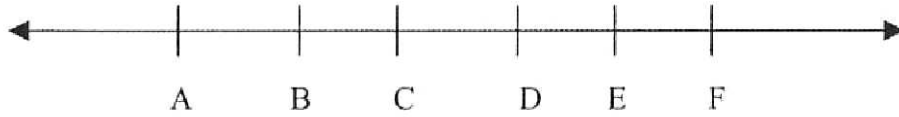
Give two other names for the line: _____

6) \overrightarrow{BE}



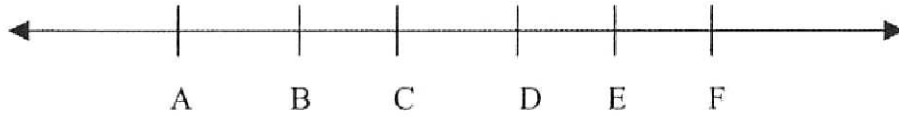
Give three other names for the ray: _____

7) \vec{BC}



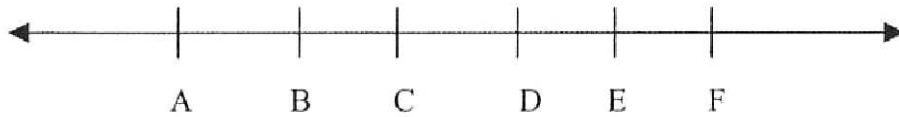
Give three other names for the ray: _____

8) \vec{CB}



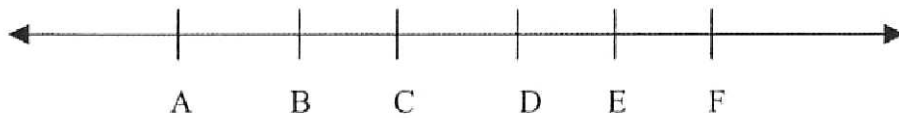
Give one other name for the ray: _____

9) \vec{EC}



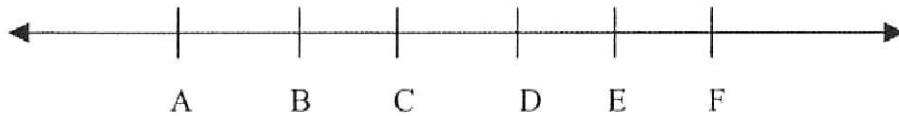
Give three other names for the ray: _____

10) A ray opposite to \vec{CF}



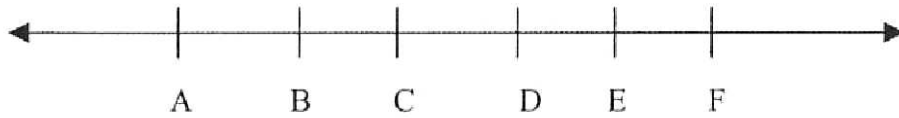
Name the ray opposite to \vec{CF} : _____

11) A ray opposite to \vec{EF}



Name the ray opposite to \vec{EF} : _____

12) A ray opposite to \vec{DF}



Name the ray opposite to \vec{DF} : _____