

2nd Grade Homework Packet

April 15 – April 18, 2013

Monday

Study this week's spelling list for Friday's test. Complete the "Spelling ABC" and "Contractions" worksheets. Have an adult check and sign your homework, after it is corrected. Read!

Tuesday

Study your spelling words. Complete the math Problem Solving pages 93, 94, 95 and 96. . Complete "Identifying Main Idea & Details." Have an adult check and sign your homework, after it is corrected. Practice multiplication facts. Read!

Wednesday

Study your spelling words. Read "Let's Marry!" said the Cherry aloud to an adult. Look back at the poem to answer the questions. Have an adult check and sign your homework, after it is corrected. Read!

Thursday

This is a paper-free night! Review the spelling words for tomorrow's test. Practice, play spelling games, and take a test on this week's words. Work on time, money and math facts. Read!

Lesson 27

Contractions

Spelling Words

1. didn't
2. don't
3. hasn't
4. I've
5. Isn't
6. won't
7. I'll
8. doesn't
9. couldn't
10. I'm
11. we're
12. he's
- *13. your
- *14. you're
- *15. they're

Name : _____

Date : _____

Spelling Lesson 27 - Contractions

Word List

Vowels Syllables

ABC Order

1	didn't			
2	don't			
3	hasn't			
4	I've			
5	isn't			
6	won't			
7	I'll			
8	doesn't			
9	couldn't			
10	I'm			
11	we're			
12	he's			
*13	your			
*14	you're			
*15	they're			

Build Skills and Word Experiences



Name _____, Super Speller

Contractions

Read each sentence. Replace the two underlined words with a contraction. Write it on the line.

1. I think you are going to be late.

2. There is only one pencil left.

3. We would like to pet your cat.

4. They could not find you in the park.

5. She is having a birthday party.

6. My brothers said they will go tomorrow.

Read each sentence. Find and circle the contraction. Then write the two words it was made from on the line.

1. He'd like to go to the zoo with us.

2. Why isn't she taking the bus?

3. I wonder if they've seen snow before.

4. What's the answer to the question?

5. Their dog doesn't like getting a bath.

6. We're taking the train into the city.

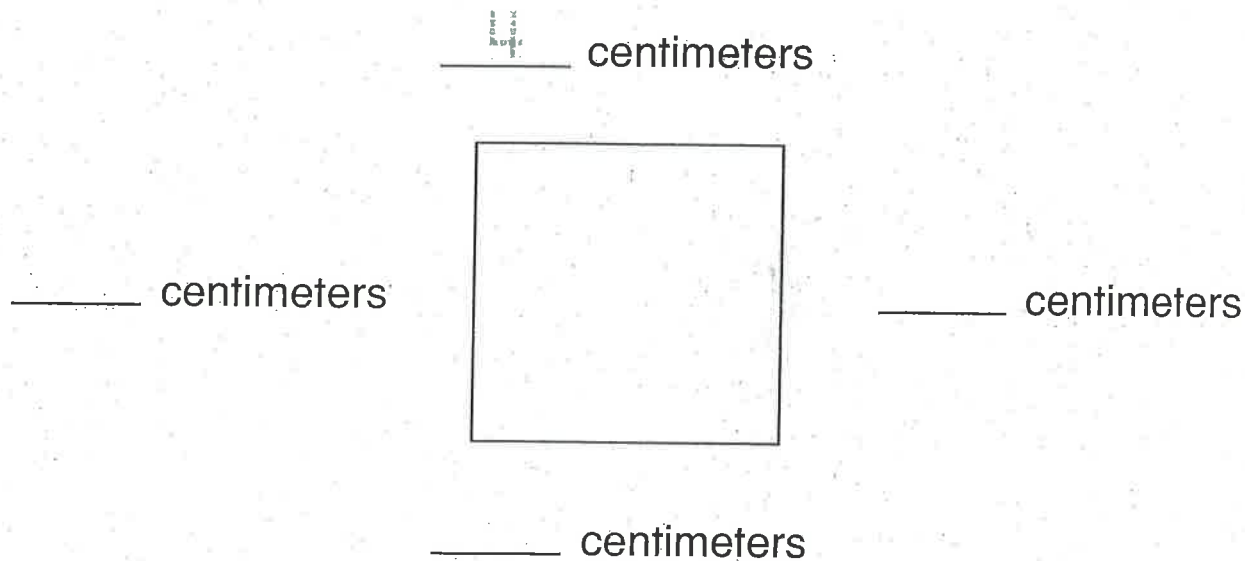


Have you ever been on a train? Write a story, real or made up, about taking a trip on a train. Be sure to use contractions in your story. Then draw a picture to go with your story.

Understand **Plan** **Solve** **Check**

Perimeter

1. Use a centimeter ruler.
Measure each side of the square.

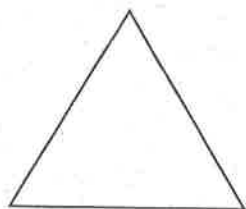


2. How many centimeters around the square?

_____ + _____ + _____ + _____ = _____ centimeters


How many centimeters around each figure?
Mark the correct answer.

3.



- 3 centimeters
- 6 centimeters
- 9 centimeters
- 12 centimeters

4.



- 6 centimeters
- 12 centimeters
- 16 centimeters
- 20 centimeters

Understand

Plan

Solve


Check

Reading Strategy: Make and Confirm Predictions

About how long is each toy?


Make a prediction. Circle the most reasonable estimate. Then confirm your prediction.

1.



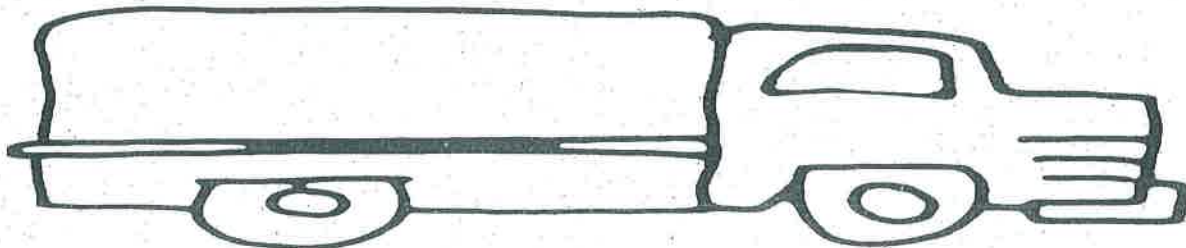
inches: about 2 inches about 4 inches about 8 inches

2.



inches: about 3 inches about 7 inches about 10 inches

3.



inches: about 2 inches about 4 inches about 6 inches

4.



inches: about 3 inches about 7 inches about 10 inches

Understand

Plan

Solve

Check

Cups, Pints, and Quarts

Solve.

1. Abby bought 2 quarts of juice. Sandy bought 3 pints of juice. Who bought more juice?

Abby

2. Jean drank 3 cups of milk. Carl drank 1 pint of milk. Who drank more milk?

3. Rory drank 3 pints of water. Antoine drank 1 quart of water. Who drank more water?

4. Louis drank 5 cups of juice. Amy drank 1 quart of juice. Who drank more juice?

Mark the correct answer.

5. How many pints equal 2 quarts?


- 1 pint
 2 pints
 4 pints
 8 pints

6. How many cups equal 3 pints?

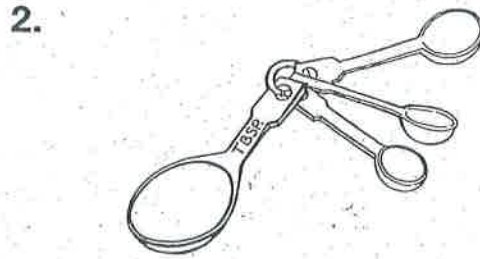
- 2 cups
 3 cups
 6 cups
 9 cups

Liters

About how much does the container hold?
 Estimate. Write more than, less than, or same as 1 liter.



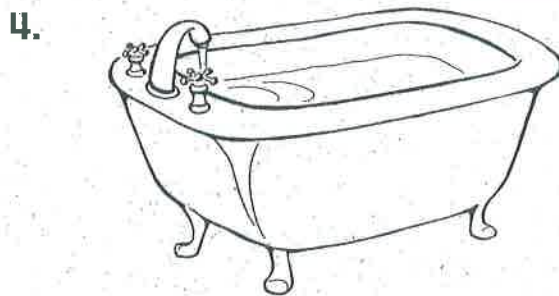
more than 1 liter



_____ 1 liter



_____ 1 liter



_____ 1 liter

Mark the correct answer.

5. About how much does this container hold?



- less than 1 liter
- same as 1 liter
- more than 1 liter

6. About how much does this container hold?




- less than 1 liter
- same as 1 liter
- more than 1 liter



"Let's Marry!" said the Cherry

LISTEN to your child read this poem aloud.



"Let's marry!"
said the cherry.

"Why me?"
said the pea.

"'Cause you're sweet,"
said the beet.

"Say you will,"
said the dill.

"Think it over,"
said the clover.

"Don't rush,"
said the squash.

"Here's your dress,"
said the cress.

"White and green,"
said the bean.

"And your cape,"
said the grape.

"Trimmed with fur,"
said the burr.

"Won't that tickle?"
said the pickle.

"Who knows?"
said the rose.

"Where's the chapel?"
said the apple.


"In Greenwich,"
said the spinach.

"We'll be there!"
said the pear.


"Wearing what?"
said the nut.

"Pants and coats,"
said the oats.

"Shoes and socks,"
said the phlox.



By N.M. Bodecker



"Shirt and tie,"
said the rye.

"We'll look jolly,"
said the holly.

"You'll look silly,"
said the lily.

"You're crazy,"
said the daisy.

"Come, let's dine,"
said the vine.

"Yeah—let's eat!"
said the wheat.

"And get stout,"
said the sprout.

"Just wait,"
said the date.

"Who will chime?"
said the lime.

"I'll chime!"
said the thyme.

"Who will preach?"
said the peach.

"It's my turn!"
said the fern.

"You would ramble,"
said the bramble.

"Here they come!"
said the plum.

"Start the tune!"
cried the prune.

"All together!"
cried the heather.

"Here we go!"
said the sloe.


"Now—let's marry!"
said the cherry.

"Why me?"
said the pea.

"Oh, my gosh!"
said the squash.

"Start all over,"
said the clover.

"NO WAY!"
said the hay.



Dear Parents,

It would be wise for you to read this particular poem out loud to your child the first time through. It will help him or her understand the events of the story. Then try reading it again, taking turns. One of you can read the part in quotation marks, and the other can read the speaker tags. For example, you read, "Let's marry!" and your child reads, "said the cherry." Taking turns like this allows your child to hear the rhyming word clearly. It's also an aid as he or she tries to make an educated guess at unfamiliar words (of which there will be quite a few in this poem). If your child says a word that is not in the story, guide him or her to look at the beginning and ending sounds to try to get the word right. Finally, ask your child to read the whole poem out loud on his or her own.

Skill

Identifying Rhyming Words and Couplets

We completed this assignment together.

(Child's Signature)

(Parent's Signature)

The Questions



Did you know that the word *couple* means "two"? This poem is made up of rhyming couplets. That means that the two lines go together and the last word in each line rhymes. Make a list of the rhyming words from the poem on the spaces below.

marry _____

chapel _____

me _____

crazy _____

_____ oats

_____ peach

_____ burr

wait _____

jolly _____

turn _____

Now write two rhyming couplets of your own. They can be silly!

