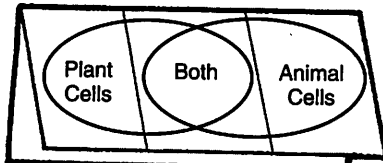
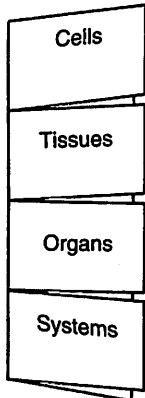


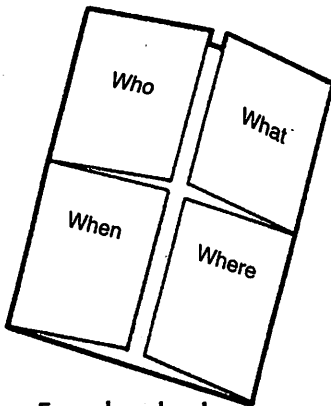
Cells



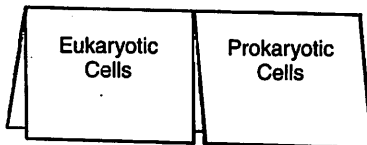
Three-tab Venn diagram



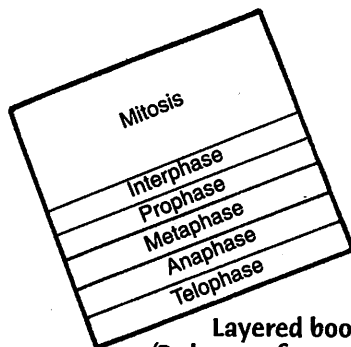
Four-tab book



Four-door book



Two-tab book



Layered book
(3 sheets of paper)


Skill	Activity Suggestion	Foldable Parts
compare and contrast	tissue and organs	2
	eukaryotic and prokaryotic cells	2
	plant and animal cells and tissues	2
	mitosis and meiosis	2
define	a cell as a basic unit of life or the basic building block of life	1
describe	cells, including living systems, regulated processes, and ability to reproduce	any number
	osmosis as it relates to cells	1
diagram	structure and purpose of the nucleus	2
	meiosis	any number
explain	the cell theory	1
	structure and purpose of a cell membrane	2
illustrate	the life cycle of a cell	any number
justify	cells being compared to building blocks	1
make a table	of the number of chromosome pairs in different organisms	any number
question	create a "know?-like to know?-learned?" about cells	3
research	largest and smallest cells	2
	cell walls in plants, fungi, and most bacteria	3
	endoplasmic reticulum and ribosomes	2
	the "who, what, when, where" of Robert Hooke	4
sequence	mitosis phases, including prophase, metaphase, anaphase, and telophase	4
summarize	how cell division differs in prokaryotic and eukaryotic cells	2

The Mitosis Flipbook

The process of mitosis involves four phases, but the transition from one phase to the next involves many intermediate stages. In this activity, you will illustrate and assemble a flipbook. The flipbook will show the phases and intermediate stages of mitosis.

1. Punch two holes near the upper edge of **20 index cards**.
2. Take four cards from your stack. List a different phase of mitosis on each card.
3. Review the images above. Draw a diagram of each phase of mitosis on the correct card.
4. Use **colored pencils** to make each chromosome a different color. On each card where the cell part is present, label one example of the chromosome, centromere, and nuclear membrane.
5. On the blank cards, draw the intermediate stages between each phase. Show the gradual transitions of mitosis by making small changes on each card.

6. Put your cards in order. Place a **brad** in each hole to assemble your flipbook.
7. In what phase of mitosis does the nuclear membrane dissolve?
8. This flipbook shows the actions of chromosomes, centromeres, and the nuclear membrane during mitosis. Is it acceptable to leave out what is happening to the rest of the cell's organelles? Explain your answer.
9. Why is it important for eukaryotic cells to undergo mitosis?



7.1.e
7.7.d