

**COLUMBIA-BRAZORIA  
INDEPENDENT SCHOOL DISTRICT**

**ANNUAL FINANCIAL REPORT**

**FOR THE YEAR ENDED  
JUNE 30, 2012**

**KENNEMER, MASTERS & LUNSFORD, LLC  
CERTIFIED PUBLIC ACCOUNTANTS  
8 WEST WAY COURT  
LAKE JACKSON, TEXAS 77566**

***THIS PAGE LEFT BLANK INTENTIONALLY.***

# COLUMBIA-BRAZORIA INDEPENDENT SCHOOL DISTRICT

Annual Financial Report  
For the Year Ended June 30, 2012

## Table of Contents

<u>Exhibit Number</u>		<u>Page Number</u>
<b>Introductory Section</b>		
	Certificate of Board .....	7
<b>Financial Section</b>		
	Independent Auditor's Report .....	11-12
	Management's Discussion and Analysis.....	13-22
	Basic Financial Statements:	
A-1	Statement of Net Assets.....	24
B-1	Statement of Activities .....	25
	Fund Financial Statements:	
C-1	Balance Sheet .....	26
C-1R	Reconciliation of C-1.....	27
C-2	Statement of Revenues, Expenditures, and Changes in Fund Balances .....	28
C-2R	Reconciliation of C-2.....	29
	Proprietary Fund Financial Statements:	
D-1	Statement of Net Assets.....	30
D-2	Statement of Revenues, Expenses and Changes in Net Assets.....	31
D-3	Statement of Cash Flows.....	32
	Fiduciary Fund Financial Statements:	
E-1	Statement of Fiduciary Net Assets .....	33
	Notes to the Financial Statements.....	35-65
<b>Required Supplementary Information</b>		
G-1	Schedule of Revenues, Expenditures, and Changes in Fund Balances – Budget and Actual - General Fund .....	68
<b>Other Supplementary Information</b>		
	Nonmajor Governmental Funds:	
H-1	Combining Balance Sheet .....	70-73
H-2	Combining Statement of Revenues, Expenditures and Changes in Fund Balances.....	74-77
	Internal Service Funds:	
H-3	Combining Statement of Net Assets.....	78
H-4	Combining Statement of Revenues, Expenses and Changes in Net Assets.....	79
H-5	Combining Statement of Cash Flows .....	80
	Required Texas Education Agency Schedules:	
J-1	Schedule of Delinquent Taxes Receivable .....	82-83
J-2	Schedule of Expenditures for Computation of Indirect Cost.....	84
J-3	Fund Balance and Cash Flow Calculation Worksheet.....	85
J-4	Schedule of Revenues, Expenditures, and Changes in Fund Balances – Budget and Actual – Food Service Special Revenue Fund.....	86
J-5	Schedule of Revenues, Expenditures, and Changes in Fund Balances – Budget and Actual – Debt Service Fund.....	87

**COLUMBIA-BRAZORIA INDEPENDENT SCHOOL DISTRICT**

*Annual Financial Report  
For the Year Ended June 30, 2012*

Table of Contents – Continued

<u>Exhibit Number</u>		<u>Page Number</u>
	<b>Federal Award Section</b>	
	Report on Internal Control Over Financial Reporting and on Compliance and Other Matters Based on an Audit of Financial Statements Performed in Accordance With <i>Government Auditing Standards</i> .....	91-92
	Report on Compliance with Requirements That Could Have a Direct and Material Effect on Each Major Program and on Internal Control Over Compliance in Accordance with OMB Circular A-133 .....	93-94
	Schedule of Findings and Questioned Costs.....	95
	Schedule of Status of Prior Findings .....	96
	Corrective Action Plan .....	97
K-1	Schedule of Expenditures of Federal Awards.....	98-99
	Notes on Accounting Policies for Federal Awards.....	100
	<b>Schedule for Electronic Filing</b>	
L-1	Required Responses to Selected School First Indicators.....	103

The Following Exhibits Were Not Applicable to the Columbia-Brazoria Independent School District:

	Fiduciary Fund Financial Statements	
E-2	Statement of Changes in Fiduciary Net Assets .....	
	Combining Statement for Major Component Units:	
F-1	Combining Statement of Net Assets.....	
F-2	Combining Statement of Activities .....	

## **INTRODUCTORY SECTION**

***THIS PAGE LEFT BLANK INTENTIONALLY.***

**CERTIFICATE OF BOARD**

Columbia-Brazoria  
Independent School District  
\_\_\_\_\_  
Name of School District

Brazoria  
\_\_\_\_\_  
County

020-907  
\_\_\_\_\_  
Co.-Dist. Number

We, the undersigned, certify that the attached annual financial reports of the above named school district were reviewed and (check one) \_\_\_ approved \_\_\_ disapproved for the year ended June 30, 2012, at a meeting of the board of trustees of such school district on the \_\_\_13<sup>th</sup>\_\_\_ day of November, 2012.

\_\_\_\_\_  
Signature of Board Secretary

\_\_\_\_\_  
Signature of Board President

If the Board of Trustees disapproved of the auditor's report, the reason(s) for disapproving it is (are) (attach list if necessary):

***THIS PAGE LEFT BLANK INTENTIONALLY.***



## **FINANCIAL SECTION**

***THIS PAGE LEFT BLANK INTENTIONALLY.***

# KENNEMER, MASTERS & LUNSFORD

CERTIFIED PUBLIC ACCOUNTANTS  
Limited Liability Company

Lake Jackson Office  
8 West Way Court  
Lake Jackson, Texas 77566  
(979) 297-4075 Fax: (979) 297-6648  
(800) 399-4075

Houston Office:  
10260 Westheimer, Suite 410  
Houston, Texas 77042  
(281) 974-3416 Fax: (281) 974-3764

## Independent Auditor's Report

October 26, 2012

Board of Trustees  
Columbia-Brazoria Independent School District  
West Columbia, Texas 77486

We have audited the accompanying financial statements of the governmental activities, each major fund, and the aggregate remaining fund information of the Columbia-Brazoria Independent School District (the "District") as of and for the year ended June 30, 2012, which collectively comprise the District's basic financial statements as listed in the table of contents. These financial statements are the responsibility of the District's management. Our responsibility is to express opinions on these financial statements based on our audit.

We conducted our audit in accordance with auditing standards generally accepted in the United States of America and the standards applicable to financial audits contained in *Government Auditing Standards*, issued by the Comptroller General of the United States. Those standards require that we plan and perform the audit to obtain reasonable assurance about whether the financial statements are free of material misstatement. An audit includes examining, on a test basis, evidence supporting the amounts and disclosures in the financial statements. An audit also includes assessing the accounting principles used and the significant estimates made by management, as well as evaluating the overall financial statement presentation. We believe that our audit provides a reasonable basis for our opinions.

In our opinion, the financial statements referred to above present fairly, in all material respects, the respective financial position of the governmental activities, each major fund, and the aggregate remaining fund information of the District, as of June 30, 2012, and the respective changes in financial position, and, where applicable, cash flows, thereof for the year then ended in conformity with accounting principles generally accepted in the United States of America.

In accordance with *Government Auditing Standards*, we have also issued our report dated October 26, 2012, on our consideration of the District's internal control over financial reporting and on our tests of its compliance with certain provisions of laws, regulations, contracts, and grant agreements and other matters. The purpose of that report is to describe the scope of our testing of internal control over financial reporting and compliance and the results of that testing, and not to provide an opinion on the internal control over financial reporting or on compliance. That report is an integral part of an audit performed in accordance with *Government Auditing Standards* and should be considered in assessing the results of our audit.

[www.kmkwllc.com](http://www.kmkwllc.com) – Email: [kmkw@kmkwllc.com](mailto:kmkw@kmkwllc.com)

Accounting principles generally accepted in the United States of America require that the management's discussion and analysis and budgetary comparison information on pages 13 through 22 and 68 be presented to supplement the basic financial statements. Such information, although not a part of the basic financial statements, is required by the Governmental Accounting Standards Board, who considers it to be an essential part of financial reporting for placing the basic financial statements in an appropriate operational, economic, or historical context. We have applied certain limited procedures to the required supplementary information in accordance with auditing standards generally accepted in the United States of America, which consisted of inquiries of management about the methods of preparing the information and comparing the information for consistency with management's responses to our inquiries, the basic financial statements, and other knowledge we obtained during our audit of the basic financial statements. We do not express an opinion or provide any assurance on the information because the limited procedures do not provide us with sufficient evidence to express an opinion or provide any assurance.

Our audit was conducted for the purpose of forming opinions on the financial statements that collectively comprise the District's financial statements as a whole. The introductory section, including combining and individual nonmajor fund financial statements, and the required Texas Education Agency schedules are presented for purposes of additional analysis and are not a required part of the financial statements. The accompanying schedule of expenditures of federal awards is presented for purposes of additional analysis as required by U.S. Office of Management and Budget Circular A-133, *Audits of States, Local Governments, and Non-Profit Organizations*, and is also not a required part of the financial statements. The combining and individual nonmajor fund financial statements, the required Texas Education Agency schedules, and the schedule of expenditures of federal awards are the responsibility of management and were derived from and relate directly to the underlying accounting and other records used to prepare the financial statements. The information, except for that portion marked "unaudited" on which we express no opinion, has been subjected to the auditing procedures applied in the audit of the financial statements and certain additional procedures, including comparing and reconciling such information directly to the underlying accounting and other records used to prepare the financial statements or to the financial statements themselves, and other additional procedures in accordance with auditing standards generally accepted in the United States of America. In our opinion, the information is fairly stated in all material respects in relation to the financial statements as a whole. The introductory section has not been subjected to the auditing procedures applied in the audit of the basic financial statements and, accordingly, we do not express an opinion or provide any assurance on it.

*Kennemer, Masters & Hargford, LLC*

# COLUMBIA-BRAZORIA INDEPENDENT SCHOOL DISTRICT

## MANAGEMENT'S DISCUSSION AND ANALYSIS

JUNE 30, 2012

As management of the Columbia-Brazoria Independent School District (the "District"), we offer readers of the District's financial statements this narrative overview and analysis of the financial activities of the District for the year ended June 30, 2012. We encourage readers to consider the information presented here in conjunction with the District's financial statements, which follow this section.

### Financial Highlights

- The assets of the District exceeded its liabilities at the close of the most recent period by \$ 15,700,987 (*net assets*). Of this amount, \$ 8,731,637 (*unrestricted net assets*) may be used to meet the District's ongoing obligations.
- As of the close of the current fiscal year, the District's governmental funds reported combined ending fund balances of \$ 8,880,215. Approximately 77 percent of this total amount, \$ 6,841,661, is *available for spending* at the government's discretion (*unassigned fund balance*).
- At the end of the current fiscal year, unassigned fund balance for the general fund was \$ 6,868,908, or 34 percent of the total general fund expenditures.
- During the year, the District had expenses that were \$ 800,785 less than the \$ 28,605,310 generated in tax and other revenues for governmental programs. This compares to last year when revenues were less than expenses by \$ 812,828.

### Overview of the Financial Statements

This discussion and analysis are intended to serve as an introduction to the District's basic financial statements. The District's basic financial statements comprise three components: 1) government-wide financial statements, 2) fund financial statements, and 3) notes to the financial statements. This report also contains other supplementary information in addition to the basic financial statements themselves.

**Government-wide financial statements.** The *government-wide financial statements* are designed to provide readers with a broad overview of the District's finances, in a manner similar to a private-sector business.

The *statement of net assets* presents information on all of the District's assets and liabilities, with the difference between the two reported as *net assets*. Over time, increases or decreases in net assets may serve as a useful indicator of whether the financial position of the District is improving or deteriorating.

The *statement of activities* presents information for all of the current year's revenues and expenses regardless of when cash is received or paid. Thus, revenues and expenses are reported in this statement for some items that will only result in cash flows in future fiscal periods.

## COLUMBIA-BRAZORIA INDEPENDENT SCHOOL DISTRICT

### MANAGEMENT'S DISCUSSION AND ANALYSIS

JUNE 30, 2012

Both of the District's government-wide financial statements distinguish the functions of the District as being principally supported by taxes and intergovernmental revenues (*governmental activities*) as opposed to *business-type activities* that are intended to recover all or a significant portion of their costs through user fees and charges. The District has no *business-type activities* and no component units for which it is financially accountable. The government-wide financial statements can be found on pages 24 and 25 of this report.

**Fund financial statements.** A *fund* is a grouping of related accounts that is used to maintain control over resources that have been segregated for specific activities or objectives. The District, like other state and local governments, uses fund accounting to ensure and demonstrate compliance with finance-related requirements. The fund financial statements provide more detailed information about the District's most significant funds – not the District as a whole.

- Some funds are required by State law and/or bond covenants.
- Other funds may be established by the Board to control and manage money for particular purposes or to show that it is properly using certain taxes or grants.

All of the funds of the District can be divided into three categories: governmental funds, proprietary funds, and fiduciary funds.

**Governmental funds.** *Governmental funds* are used to account for essentially the same functions reported as *governmental activities* in the government-wide financial statements. However, unlike the government-wide financial statements, government fund financial statements focus on *near-term inflows and outflows of spendable resources*, as well as on *balances of spendable resources* available at the end of the fiscal year. Such information may be useful in evaluating a government's near-term financing requirements. Because the focus of governmental funds is narrower than that of the government-wide financial statements, it is useful to compare the information presented for *governmental funds* with similar information presented for *governmental activities* in the government-wide financial statements. By doing so, readers may better understand the long-term impact of the government's near-term financing decisions. Both the government fund balance sheet and the governmental fund statement of revenues, expenditures and changes in fund balances provide a reconciliation to facilitate this comparison between *governmental funds* and *governmental activities*. The District maintains twenty governmental funds. Information is presented separately in the governmental fund balance sheet and in the governmental fund statement of revenues, expenditures, and changes in fund balances for the general fund and debt service fund, all of which are considered to be major funds. Data from the other eighteen governmental funds are combined into a single, aggregated presentation. Individual fund data for each of these nonmajor governmental funds is provided in the form of *combining statements* elsewhere in this report. The District adopts an annual appropriated budget for its general fund, food service special revenue fund, and debt service fund. A budgetary comparison schedule has been provided to demonstrate compliance with these budgets. The basic governmental fund financial statements can be found on pages 26 through 29 of this report.

# COLUMBIA-BRAZORIA INDEPENDENT SCHOOL DISTRICT

## MANAGEMENT'S DISCUSSION AND ANALYSIS

JUNE 30, 2012

- **Proprietary funds.** *Proprietary funds* provide the same type of information as the government-wide financial statements, only in more detail. There are two proprietary fund types. *Enterprise funds* are used to report the same functions presented as *business-type activities* in the government-wide financial statements. As mentioned above in the government-wide definition, the District has no *business-type activities* or *enterprise funds*. The second type of proprietary fund is the *internal service fund*. Internal service funds are an accounting device used to accumulate and allocate costs internally among the various functions. The District uses the *internal service fund* to report activities for its self-funded unemployment compensation and workers' compensation insurance programs. The basic proprietary fund financial statements can be found on pages 30 through 32 of this report.
- **Fiduciary funds.** *Fiduciary funds* are used to account for resources held for the benefit of parties outside the government. Fiduciary funds are *not* reflected in the government-wide financial statements because the resources of those funds are *not* available to support the District's own programs. The District is the trustee, or *fiduciary*, for these funds and is responsible for ensuring that the assets reported in these funds are used for their intended purposes. All of the District's fiduciary activities are reported in a separate statement of fiduciary net assets that can be found on page 33. These activities are excluded from the District's government-wide financial statements because the District cannot use these assets to finance its operations.

**Notes to the financial statements.** The notes provide additional information that is essential to a complete understanding of the data provided in the government-wide and fund financial statements. The notes to the financial statements can be found on pages 35 through 65 of this report.

In addition to the basic financial statements and accompanying notes, this report also presents certain *required supplementary information* that further explains and supports the information in the financial statements. Required supplementary information can be found on page 68 of this report.

The combining statements referred to earlier in connection with nonmajor governmental funds are presented immediately following the required supplementary information. Combining statements can be found on pages 70 through 80 of this report. Other schedules are to be found on pages 82 through 87 of this report.

### Government-wide Financial Analysis

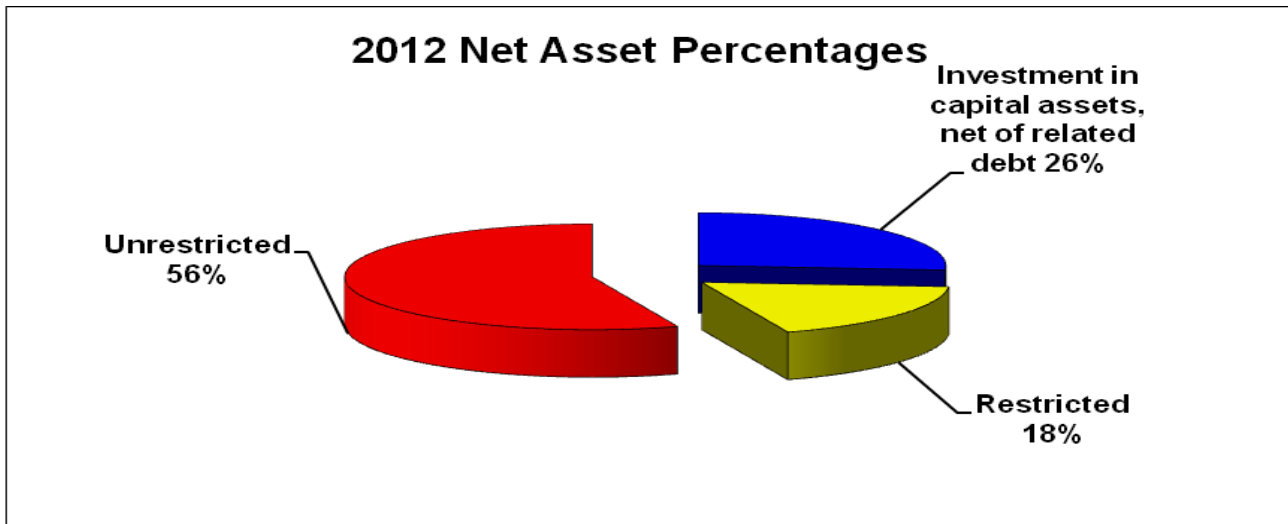
As noted earlier, net assets may serve over time as a useful indicator of a government's financial position. In the case of the District, assets exceeded liabilities by \$ 15,700,987 as of June 30, 2012. Net assets of the District's governmental activities increased from \$ 14,900,202 to \$ 15,700,987.

**COLUMBIA-BRAZORIA INDEPENDENT SCHOOL DISTRICT**  
**MANAGEMENT'S DISCUSSION AND ANALYSIS**  
**JUNE 30, 2012**

**The District's Net Assets**

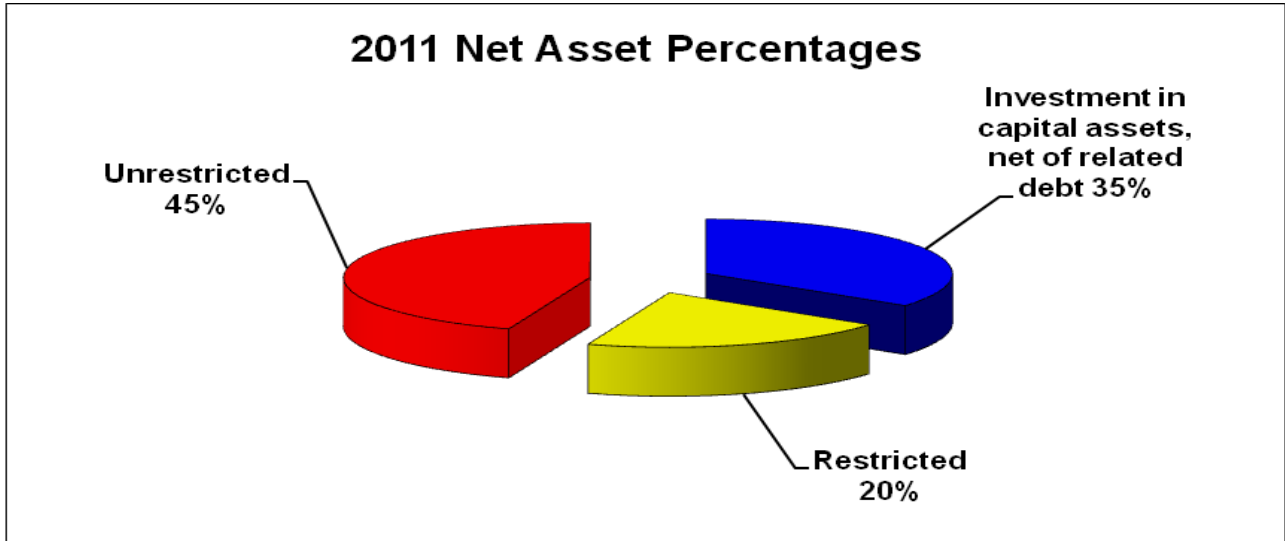
	<u>2012</u>	<u>2011</u>
Current and other assets	\$ 13,846,029	\$ 12,139,982
Capital assets	<u>43,843,216</u>	<u>44,945,891</u>
Total assets	<u>57,689,245</u>	<u>57,085,873</u>
Long-term liabilities outstanding	39,707,293	39,808,814
Other liabilities	<u>2,280,965</u>	<u>2,376,857</u>
Total liabilities	<u>41,988,258</u>	<u>42,185,671</u>
Net assets:		
Invested in capital assets, net of related debt	4,135,923	5,137,077
Restricted	2,833,427	2,976,745
Unrestricted	<u>8,731,637</u>	<u>6,786,380</u>
Total net assets	<u>\$ 15,700,987</u>	<u>\$ 14,900,202</u>

Investment in capital assets (e.g., land, buildings and improvements, furniture, equipment, vehicles, and construction in progress) less any related debt used to acquire those assets that is still outstanding is \$ 4,135,923. The District uses these capital assets to provide services to students; consequently, these assets are *not* available for future spending. Although the District's investment in its capital assets is reported net of related debt, it should be noted that the resources needed to repay this debt must be provided from other sources, since the capital assets themselves cannot be used to liquidate these liabilities. An additional portion of the District's net assets (approximately 18 percent) represents resources that are subject to external restrictions on how they may be used. The remaining balance of *unrestricted net assets*, \$ 8,731,637 may be used to meet the District's ongoing obligations. This surplus is not an indication that the District has significant resources available to meet financial obligations next year, but rather the result of having long-term commitments that are less than currently available resources.





**COLUMBIA-BRAZORIA INDEPENDENT SCHOOL DISTRICT**  
**MANAGEMENT'S DISCUSSION AND ANALYSIS**  
**JUNE 30, 2012**



**Governmental activities.** The District's total net assets increased by \$ 800,785. The District's total revenues decreased by 0.5%. The District's total cost of all programs and services decreased by less than 0.5%. The total cost of all *governmental activities* this year was \$ 27,804,525. The amount that our taxpayers paid for these activities through property taxes was \$ 9,363,140 or 34%. The amount of costs that were paid by those who directly benefited from the programs was \$ 630,573 or 2%. The costs that were paid by other governments and organizations that subsidized certain programs with grants and contributions or by State equalization funding were \$ 4,309,247 or 15% and \$ 13,410,661 or 48%, respectively.

**Changes in the District's Net Assets**

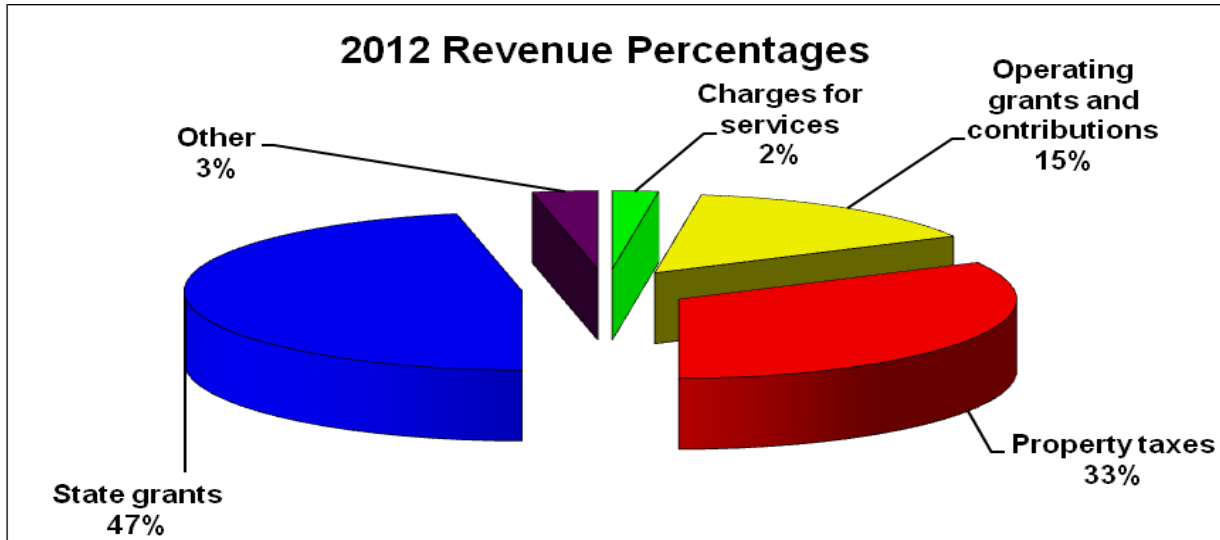
	<u>2012</u>	<u>2011</u>
Revenues:		
Program revenues:		
Charges for services	\$ 630,573	\$ 598,033
Operating grants & contributions	4,309,247	6,318,857
General revenues:		
Property taxes	9,363,140	9,378,551
State grants	13,410,661	11,300,385
Other	<u>891,689</u>	<u>1,159,941</u>
Total revenues	<u>28,605,310</u>	<u>28,755,767</u>
Expenses:		
Instruction	13,395,840	14,487,728
Instructional resources & media services	358,189	445,570
Curriculum & staff development	107,679	121,996
Instructional leadership	281,633	305,776
School leadership	1,283,028	1,305,529
Guidance, counseling & evaluation services	717,447	727,214
Social work services	18,684	20,315
Health services	267,880	319,249
Student (pupil) transportation	1,342,304	1,139,851
Food services	1,553,757	1,406,513

(continued)

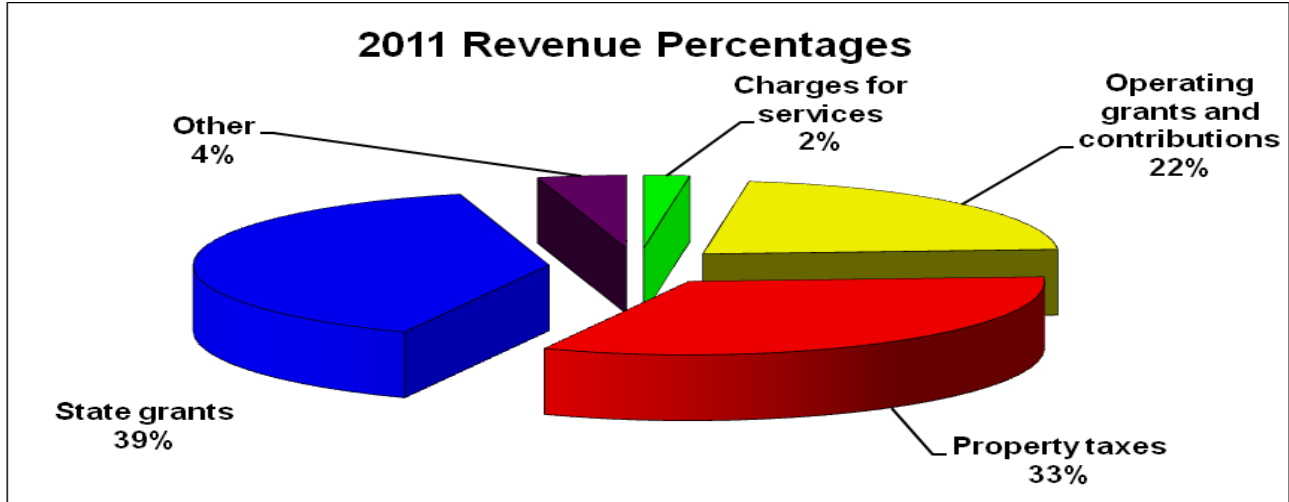
**COLUMBIA-BRAZORIA INDEPENDENT SCHOOL DISTRICT**  
**MANAGEMENT'S DISCUSSION AND ANALYSIS**  
**JUNE 30, 2012**

**Changes in the District's Net Assets - Continued**

	<u>2012</u>	<u>2011</u>
Expenses:		
Cocurricular/extracurricular activities	\$ 846,545	\$ 895,089
General administration	834,041	981,371
Plant maintenance and operations	2,124,249	2,249,871
Security and monitoring services	236,038	242,614
Data processing services	779,018	621,511
Community services	6,348	5,652
Debt service-interest and fees on long-term debt	2,812,179	1,742,104
Payments related to shared services arrangements	776,246	858,123
Other intergovernmental charges	<u>63,420</u>	<u>66,863</u>
 Total expenses	 <u>27,804,525</u>	 <u>27,942,939</u>
 Increase (Decrease) in Net Assets	 800,785	 812,828
Beginning Net Assets	<u>14,900,202</u>	<u>14,087,374</u>
 Ending Net Assets	 <u>\$ 15,700,987</u>	 <u>\$ 14,900,202</u>



**COLUMBIA-BRAZORIA INDEPENDENT SCHOOL DISTRICT**  
*MANAGEMENT'S DISCUSSION AND ANALYSIS*  
JUNE 30, 2012



**Financial Analysis of the District's Funds**

As noted earlier, the District uses fund accounting to ensure and demonstrate compliance with finance-related legal requirements, bond covenants, and segregation for particular purposes.

**Governmental funds.** The focus of the District's *governmental funds* is to provide information on near-term inflows, outflows, and balances of *spendable* resources. Such information is useful in assessing the District's financing requirements. In particular, *unassigned fund balance* may serve as a useful measure of the District's net resources available for spending at the end of a fiscal year.

At the end of the current fiscal year, the District's governmental funds reported combined ending fund balances of \$ 8,880,215, an increase of \$ 1,464,579 from last year's combined balance of \$ 7,415,636. Approximately 77% of this total amount (\$ 6,841,661) constitutes *unassigned fund balance*. The remainder of fund balance is *non-spendable or restricted* to indicate that it is not available for new spending because it has already been committed 1) for inventory \$ 44,830, 2) for prepaid items \$ 120,783, 3) for food service \$ 366,289, 4) to pay debt service \$ 1,506,993, and 5) \$ 159 for other purposes.

The general fund is the primary operating fund of the District. At the end of the current fiscal year, unassigned fund balance of the general fund was \$ 6,868,908, while the total fund balance was \$ 6,974,923. As a measure of the general fund's liquidity, it may be useful to compare both unassigned fund balance and total fund balance to the total fund expenditures. Unassigned fund balance represents 34% of the total general fund expenditures, while total fund balance represents 35% of that same amount.

The fund balance of the District's general fund increased by \$ 1,768,752 or 34% during the current fiscal period compared to last year's total general fund balance of \$ 5,206,171. Revenues increased approximately 10% from prior year from \$ 19,767,428 to \$ 21,774,967. Expenditures increased approximately 3% from prior year from \$ 19,498,741 to \$ 20,007,880.

The debt service fund has a total fund balance of \$ 1,506,993, all of which is restricted for the payment of debt service. The debt service fund balance decreased by \$ 369,116 or 20% from last year's fund balance of \$ 1,876,109. The net decrease in fund balance is due to the District collecting less taxes to pay for the District's debt obligations during the fiscal year.

**COLUMBIA-BRAZORIA INDEPENDENT SCHOOL DISTRICT**

*MANAGEMENT'S DISCUSSION AND ANALYSIS*

*JUNE 30, 2012*

**Proprietary funds.** As mentioned earlier, the District's proprietary funds provide the same type of information found in the government-wide financial statements, but in more detail.

Unrestricted net assets at June 30, 2012 amounted to a surplus of \$ 640,983. The total increase in net assets was \$ 60,949 from last year's net asset balance of \$ 580,034.

**General Fund Budgetary Highlights**

Over the course of the year, the District recommended and the Board approved revisions to appropriations. These amendments fall into the following categories:

- Amendments approved shortly after the beginning of the new fiscal period for amounts reserved and designated in the prior year.
- Amendments to budget for donations received during the period.
- Amendments during the period for unexpected occurrences.
- Amendments for expenses allowed from unexpected revenue sources.

Following is a summary of amendments made to appropriations:

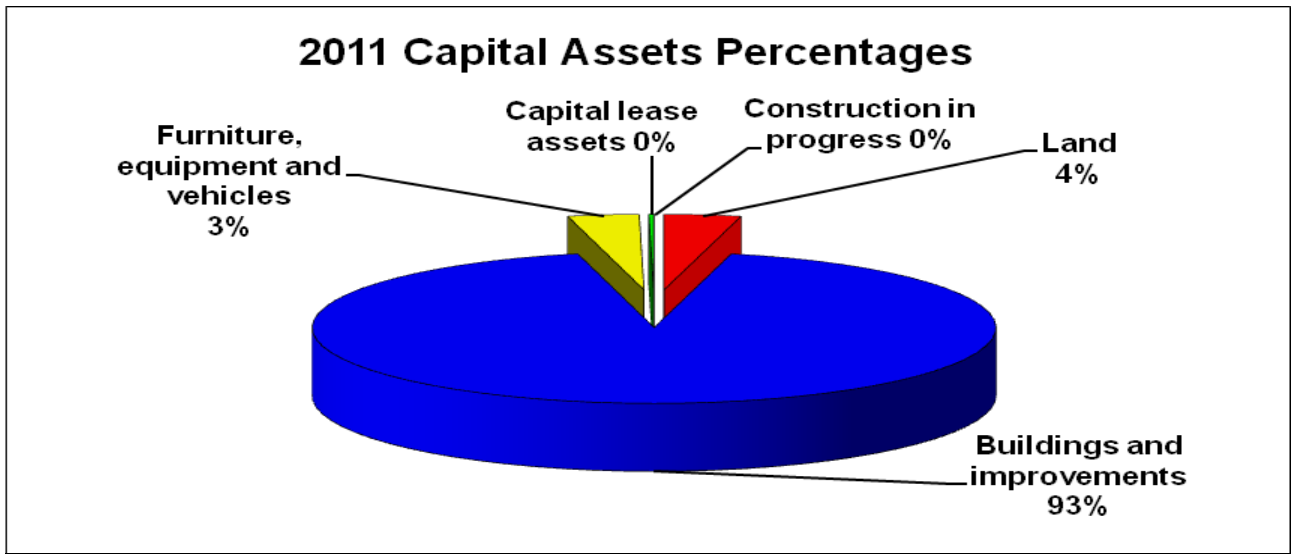
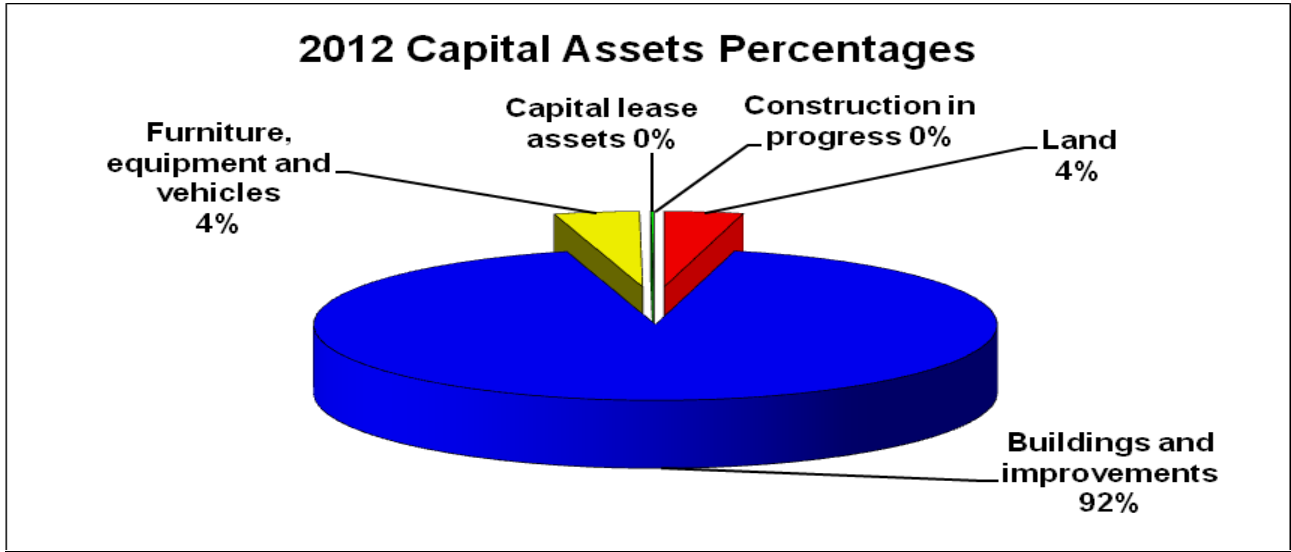
- \$ 165,323 for incomplete projects or purchases ordered in previous fiscal year but not received.
- \$ 145,827 for special projects approved from reserves.
- \$ 56,754 of donations received during the period.
- \$ 380,475 unexpected revenues and expenses appropriated.

After appropriations were amended as described above, General Fund actual revenues were below final budget by \$ 377,527. General Fund actual expenditures were \$ 2,457,428 below final budget appropriations. The major portion of this positive variance in expenditures resulted from estimated versus actual instructional salaries, and special maintenance and technology projects started but not completed by fiscal year end.

**Capital Asset and Debt Administration**

**Capital assets.** The District's investments in capital assets for its governmental activities as of June 30, 2012 amounts to \$ 43,843,216 (net of accumulated depreciation). This investment in capital assets includes land and land improvements, buildings and building improvements, furniture, equipment and vehicles, and construction in progress.

	<b>District's Capital Assets (net of depreciation)</b>	
	<u>2012</u>	<u>2011</u>
Land	\$ 1,630,102	\$ 1,630,102
Buildings and improvements	40,381,763	41,703,049
Furniture, equipment and vehicles	1,766,828	1,511,261
Capital lease assets	<u>64,523</u>	<u>101,479</u>
Total at historical cost	<u>\$ 43,843,216</u>	<u>\$ 44,945,891</u>



Additional information on the District's capital assets can be found in Note 7 on pages 54 and 55 of this report.

# **COLUMBIA-BRAZORIA INDEPENDENT SCHOOL DISTRICT**

## *MANAGEMENT'S DISCUSSION AND ANALYSIS*

*JUNE 30, 2012*

**Long-term debt.** At June 30, 2012, the District had total long-term debt outstanding of \$ 39,707,293, a decrease of \$ 101,521 from the previous year. Long-term debt is made of general obligation bonds of \$ 37,421,466, loans payable of \$ 560,000, warrants payable \$ 350,000, capital leases payable \$ 65,068, premium on general obligation bonds of \$ 759,298, and accrued interest of \$ 551,461.

The "AAA" long term rating on the District's Texas' bond reflects the Texas Permanent School Fund guarantee. The Standard and Poors "AAA" rating means the District's bonds possess favorable investment attributes and are to be considered as strong.

Additional information on the District's long-term debt can be found in Note 8 on pages 55 through 60 of this report.

### **Economic Factors and Next Year's Budgets and Rates**

- The District had seen varying student enrollment declining in some years and increasing in others. So far in 2012-2013, enrollment is on a slight increase over the previous year.
- The District's 2012 taxable valuation has increased by 2% since last year. The District currently has a 10% optional homestead exemption and a maintenance and operations tax rate of \$ 1.04 for 2012, the maximum tax rate allowed by state law. The Texas school finance program underwent a major revision in Summer 2011. Under the new state laws, the District lost approximately \$ 1.2 million in state revenues for 2011-2012 but recovered about \$600,000 in 2012-2013. In 2006, the maximum tax rate dropped to 1.00 plus up to 4 cents of discretionary tax rate. Still under the current funding system, increases in property wealth does not result in a corresponding decrease in state aid during the subsequent year but is adjusted for increases or decreases in student enrollment. The District is very dependent on the state aid as it receives approximately 60% of total general fund revenues from the State.

### **Requests for Information**

This financial report is designed to provide our citizens, taxpayers, customers, investors and creditors with a general overview of the District's finances as well as demonstrate accountability for funds the District receives. Questions concerning any of the information provided in this report or requests for additional information should be addressed to the Office of the Executive Director of Business Services, Columbia-Brazoria Independent School District, P.O. Box 158, West Columbia, Texas, 77486.

***THIS PAGE LEFT BLANK INTENTIONALLY.***

**COLUMBIA-BRAZORIA INDEPENDENT SCHOOL DISTRICT**  
**STATEMENT OF NET ASSETS**  
**JUNE 30, 2012**

Exhibit A-1  
Page 1 of 1

<u>Data Control Codes</u>		<u>Governmental Activities</u>
	<b>ASSETS:</b>	
1110	Cash and cash equivalents	\$ 7,881,949
1220	Property taxes receivable (delinquent)	1,629,441
1230	Allowance for uncollectible taxes	( 137,505)
1240	Due from other governments	3,619,322
1290	Other receivables (net)	5,019
1300	Inventories	44,330
1410	Deferred expenses	58,537
1420	Bond issuance costs	682,690
1450	Prepaid insurance	58,715
1490	Other current assets	3,531
	Capital Assets:	
1510	Land and land improvements	1,630,102
1520	Building, furniture and equipment, net	40,381,763
1530	Furniture, equipment and vehicles, net	1,766,828
1550	Capital lease assets, net	<u>64,523</u>
1000	Total assets	<u>57,689,245</u>
	<b>LIABILITIES:</b>	
2110	Accounts payable	179,025
2140	Interest payable	19,249
2160	Accrued wages payable	1,881,032
2200	Accrued expenses	178,455
2300	Deferred revenue	23,204
	Noncurrent Liabilities:	
2501	Due within one year	1,903,771
2502	Due in more than one year	<u>37,803,522</u>
2000	Total liabilities	<u>41,988,258</u>
	<b>NET ASSETS:</b>	
3200	Invested in capital assets, net of related debt	4,135,923
	Restricted For:	
3820	Federal and state programs	32,010
3820	Federal and state programs (food service)	366,289
3850	Debt service	2,435,128
3900	Unrestricted	<u>8,731,637</u>
3000	Total net assets	<u>\$ 15,700,987</u>

The notes to the financial statements are an integral part of this statement.



**COLUMBIA-BRAZORIA INDEPENDENT SCHOOL DISTRICT**  
**STATEMENT OF ACTIVITIES**  
**YEAR ENDED JUNE 30, 2012**

Exhibit B-1  
Page 1 of 1

Data Control Codes	Functions/Programs	1 Expenses	Program Revenues		Net (Expense) Revenue and Changes in Net Assets
			3 Charges for Services	4 Operating Grants and Contributions	
GOVERNMENTAL ACTIVITIES:					
11	Instruction	\$ 13,395,840	\$ 187	\$ 2,601,139	\$( 10,794,514)
12	Instructional resources and media services	358,189	4	11,249	( 346,936)
13	Curriculum and staff development	107,679	1	46,866	( 60,812)
21	Instructional leadership	281,633	4	106,394	( 175,235)
23	School leadership	1,283,028	20	46,325	( 1,236,683)
31	Guidance, counseling, and evaluation services	717,447	11	150,377	( 567,059)
32	Social work services	18,684		17,697	( 987)
33	Health services	267,880	5	58,546	( 209,329)
34	Student transportation	1,342,304	12	34,272	( 1,308,020)
35	Food service	1,553,757	504,344	1,110,617	61,204
36	Extracurricular activities	846,545	125,947	14,979	( 705,619)
41	General administration	834,041	10	27,923	( 806,108)
51	Plant maintenance and operations	2,124,249	19	46,992	( 2,077,238)
52	Security and monitoring services	236,038	3	14,184	( 221,851)
53	Data processing services	779,018	6	21,687	( 757,325)
61	Community services	6,348			( 6,348)
72	Interest on long-term debt	1,566,429			( 1,566,429)
73	Bond issuance costs and fees	1,245,750			( 1,245,750)
93	Payments related to shared services arrangements	776,246			( 776,246)
99	Other intergovernmental charges	<u>63,420</u>			<u>( 63,420)</u>
TG	Total governmental activities	<u>\$ 27,804,525</u>	<u>\$ 630,573</u>	<u>\$ 4,309,247</u>	<u>\$( 22,864,705)</u>
General Revenues:					
Taxes:					
MT	Property taxes, levied for general purposes				\$ 7,506,909
DT	Property taxes, levied for debt service				1,856,231
SF	State aid-formula grants				13,410,661
GC	Grants and contributions not restricted to specific programs				567,502
IE	Investment earnings				51,531
MI	Miscellaneous				<u>272,656</u>
TG	Total general revenues, special items, and transfers				<u>23,665,490</u>
CN	Change in net assets				800,785
NB	Net assets – beginning				<u>14,900,202</u>
NE	Net assets – ending				<u>\$ 15,700,987</u>

The notes to the financial statements are an integral part of this statement.

**COLUMBIA-BRAZORIA INDEPENDENT SCHOOL DISTRICT**  
**BALANCE SHEET – GOVERNMENTAL FUNDS**  
**JUNE 30, 2012**

Exhibit C-1  
Page 1 of 1

Data Control Codes	Functions/Programs	10 General Fund	50 Debt Service Fund	Other Governmental Funds	98 Total Governmental Funds
<b>ASSETS:</b>					
1110	Cash and cash equivalents	\$ 5,136,803	\$ 1,466,245	\$ 457,095	\$ 7,060,143
1220	Taxes receivable - delinquent	1,343,465	285,976		1,629,441
1230	Allowance for uncollectible taxes	( 122,480)	( 15,025)		( 137,505)
1240	Receivables from other governments	3,217,007	34,826	367,489	3,619,322
1260	Due from other funds	125,326			125,326
1290	Other receivables	5,001		12	5,013
1300	Inventories	12,479		31,851	44,330
1410	Deferred expenditures	31,290		27,247	58,537
1450	Prepaid insurance	58,715			58,715
1490	Other current assets	3,531			3,531
1000	Total assets	<u>\$ 9,811,137</u>	<u>\$ 1,772,022</u>	<u>\$ 883,694</u>	<u>\$ 12,466,853</u>
<b>LIABILITIES AND FUND BALANCES:</b>					
<b>Liabilities:</b>					
2110	Accounts payable	\$ 157,845	\$	\$ 18,812	\$ 176,657
2140	Interest payable		19,249		19,249
2160	Accrued wages payable	1,561,458		319,574	1,881,032
2170	Due to other funds			125,320	125,320
2300	Deferred revenue	<u>1,116,911</u>	<u>245,780</u>	<u>21,689</u>	<u>1,384,380</u>
2000	Total liabilities	<u>2,836,214</u>	<u>265,029</u>	<u>485,395</u>	<u>3,586,638</u>
<b>Fund Balances:</b>					
<b>Non-Spendable:</b>					
3410	Inventories	12,479		31,851	44,330
3430	Prepaid items	93,536		27,247	120,783
<b>Restricted:</b>					
3450	Food service			366,289	366,289
3480	Debt service		1,506,993		1,506,993
3490	Other			159	159
<b>Unassigned:</b>					
3600	Unassigned fund balance	<u>6,868,908</u>		<u>( 27,247)</u>	<u>6,841,661</u>
3000	Total fund balances	<u>6,974,923</u>	<u>1,506,993</u>	<u>398,299</u>	<u>8,880,215</u>
4000	Total liabilities and fund balances	<u>\$ 9,811,137</u>	<u>\$ 1,772,022</u>	<u>\$ 883,694</u>	<u>\$ 12,466,853</u>

The notes to the financial statements are an integral part of this statement.

**COLUMBIA-BRAZORIA INDEPENDENT SCHOOL DISTRICT**  
**RECONCILIATION OF THE GOVERNMENTAL FUNDS BALANCE SHEET**  
**TO THE GOVERNMENTAL ACTIVITIES STATEMENT OF NET ASSETS**  
**JUNE 30, 2012**

Exhibit C-1R  
Page 1 of 1

Total fund balances – governmental funds balance sheet (C-1)	\$ 8,880,215
<b>Amounts reported for <i>governmental activities</i> in the statement of net assets (A-1) are different because:</b>	
Capital assets used in governmental activities are not financial resources and therefore are not reported in the funds. Capital assets include \$ 73,115,327 in assets less \$ 29,272,111 in accumulated depreciation.	43,843,216
Property taxes receivable unavailable to pay for current period expenditures are deferred in the funds. Deferred property tax revenues for the general fund and the debt service fund amounted to \$ 1,115,731 and \$ 245,445, respectively.	1,361,176
The assets and liabilities of internal service funds are included in governmental activities in the statement of net assets.	640,983
Other long-term assets are not available to pay for current-period expenditures and therefore are deferred in the funds. This is the debt issuance costs, which are amortized over the life of the bonds. This amount is debt issuance costs \$ 890,635 less amortization costs of \$ 207,945.	682,690
Premium on the issuance of bonds provide current financial resources to governmental funds but the proceeds increase long-term liabilities in the statement of net assets. This amount is amortized over the life of the bonds. Net premium on the issuance of bonds was \$ 759,298 (premium on sale of bonds of \$ 832,642 less amortization costs of \$ 73,344).	( 759,298)
Payables for bond principal are not reported in the funds.	( 37,421,466)
Payables for bond interest are not reported in the funds	( 535,881)
Payables for note principal are not reported in the funds.	( 910,000)
Payables for note interest are not reported in the funds	( 15,495)
Payables for capital lease principal are not reported in the funds.	( 65,068)
Payables for capital lease interest are not reported in the funds.	<u>( 85)</u>
Net assets of governmental activities – statement of net assets (A-1)	<u>\$ 15,700,987</u>

The notes to the financial statements are an integral part of this statement.

**COLUMBIA-BRAZORIA INDEPENDENT SCHOOL DISTRICT**  
**STATEMENT OF REVENUES, EXPENDITURES, AND CHANGES**  
**IN FUND BALANCES – GOVERNMENTAL FUNDS**  
**YEAR ENDED JUNE 30, 2012**

Exhibit C-2  
Page 1 of 1

Data Control Codes	Functions/Programs	10 General Fund	50 Debt Service Fund	Other Governmental Funds	98 Total Governmental Funds
<b>REVENUES:</b>					
5700	Local and intermediate sources	\$ 7,882,775	\$ 1,888,633	\$ 504,333	\$ 10,275,741
5800	State program revenues	13,324,690	503,095	331,443	14,159,228
5900	Federal program revenues	<u>567,502</u>		<u>3,560,680</u>	<u>4,128,182</u>
5020	Total revenues	<u>21,774,967</u>	<u>2,391,728</u>	<u>4,396,456</u>	<u>28,563,151</u>
<b>EXPENDITURES:</b>					
Current:					
0011	Instruction	9,974,252		2,421,891	12,396,143
0012	Instructional resources and media services	320,151		576	320,727
0013	Curriculum and staff development	66,391		46,866	113,257
0021	Instructional leadership	160,571		99,180	259,751
0023	School leadership	1,163,949			1,163,949
0031	Guidance, counseling, and evaluation services	532,793		130,921	663,714
0032	Social work services	1,053		17,697	18,750
0033	Health services	194,748		48,902	243,650
0034	Student transportation	1,353,663			1,353,663
0035	Food Service			1,550,166	1,550,166
0036	Extracurricular activities	793,011		170	793,181
0041	General administration	745,137			745,137
0051	Plant maintenance and operations	2,349,088			2,349,088
0052	Security and monitoring services	230,298		6,249	236,547
0053	Data processing services	883,637		8,895	892,532
0061	Community services	6,348			6,348
0071	Principal on long-term debt	323,426	1,010,000		1,333,426
0072	Interest on long-term debt	68,198	1,493,927		1,562,125
0073	Bond issuance costs and fees	1,500	290,398		291,898
0093	Payments related to shared service arrangements	776,246			776,246
0099	Other intergovernmental charges	<u>63,420</u>			<u>63,420</u>
6030	Total expenditures	<u>20,007,880</u>	<u>2,794,325</u>	<u>4,331,513</u>	<u>27,133,718</u>
1100	Excess (deficiency) of revenues over expenditures	<u>1,767,087</u>	<u>( 402,597 )</u>	<u>64,943</u>	<u>1,429,433</u>
<b>OTHER FINANCING SOURCES (USES):</b>					
7911	Proceeds from bonds		16,648,022		16,648,022
7912	Sale of real or personal property	1,665			1,665
7916	Premium or discount on the issuance		727,409		727,409
8949	Payment to escrow agent		<u>( 17,341,950 )</u>		<u>( 17,341,950 )</u>
	Total other financing sources and (uses)	<u>1,665</u>	<u>33,481</u>	<u>-0-</u>	<u>35,146</u>
1200	Net change in fund balances	1,768,752	( 369,116 )	64,943	1,464,579
0100	Fund balances – beginning (restated)	<u>5,206,171</u>	<u>1,876,109</u>	<u>333,356</u>	<u>7,415,636</u>
3000	Fund balances – ending	<u>\$ 6,974,923</u>	<u>\$ 1,506,993</u>	<u>\$ 398,299</u>	<u>\$ 8,880,215</u>

The notes to the financial statements are an integral part of this statement.

**COLUMBIA-BRAZORIA INDEPENDENT SCHOOL DISTRICT**  
**RECONCILIATION OF THE STATEMENT OF REVENUES, EXPENDITURES AND**  
**CHANGES IN FUND BALANCES OF GOVERNMENTAL FUNDS TO**  
**GOVERNMENTAL ACTIVITIES STATEMENT OF ACTIVITIES**  
**YEAR ENDED JUNE 30, 2012**

Exhibit C-2R  
Page 1 of 1

Net change in fund balances – total governmental funds (from C-2)	\$ 1,464,579
<b>Amounts reported for governmental activities in the statement of activities (B-1) are different because:</b>	
Governmental funds report capital outlays as expenditures. However, in the governmental activities statement of activities, the cost of those assets is allocated over their estimated useful lives as depreciation expense. This is the amount by which depreciation \$ 1,881,764 was more than capital outlays \$ 866,101 in the current period.	( 1,015,663)
Property tax revenues in the governmental activities statement of activities do not provide current financial resources and are not reported as revenues in the funds. Deferred property tax revenues for the general fund and the debt service fund amounted to \$ 22,763 and \$ 13,380, respectively.	36,143
Accretion of capital appreciation bonds increases debt service interest expense in the governmental activities statement of activity but is not reported in governmental funds.	( 106,482)
Premium on the issuance of bonds provide current financial resources to governmental funds but the proceeds decrease long-term assets in the statement of net assets. This amount is amortized over the life of the bonds. Net premium on the issuance of bonds were \$ 692,027 (premium on the sale of bonds of \$ 727,409 less amortization of \$ 35,382)	( 692,027)
Debt issuance costs is an expenditure in the governmental funds, but the costs increase long-term assets in the statement of net assets. The amount is amortized over the life of the bond.	288,098
Long-term debt proceeds provide current financial resources to governmental funds, but issuing debt increases long-term liabilities in the governmental activities statement of net assets. Long-term proceeds in the governmental fund were \$ 16,648,022 for bonds, less \$ 16,100,000 paid to refunding bond escrow agent.	( 548,022)
Repayment of long-term debt principal is an expenditure in the governmental funds, but the repayment reduces long-term liabilities in the governmental activities statement of net assets. The amount of debt principal payments for general obligation bonded debt \$ 1,020,000; loans \$ 275,000; and capital leases \$ 38,426.	1,333,426
Some expenses reported in the governmental activities statement of activities do not require the use of current financial resources and therefore are not reported as expenditures in governmental funds. This is the amount of accrued interest on long-term debt \$ 114,627 less the amortization of bond issuance costs \$ 47,831.	66,796
Internal service funds are used by management to charge the costs of certain activities, such as insurance and telecommunications, to individual funds. The net revenue (expense) of the internal service funds is reported in the governmental activities statement of activities (see D-2)	60,949
Some expenses reported in the governmental activities statement of activities do not require the use of current financial resources and therefore are not reported as expenditures in governmental funds. This is the basis in assets retired in the amount of \$ 87,012 (\$ 2,393,879 in asset cost less accumulated depreciation of \$ 2,306,867).	( 87,012)
Change in net assets of governmental activities (see B-1)	<u>\$ 800,785</u>

The notes to the financial statements are an integral part of this statement.

**COLUMBIA-BRAZORIA INDEPENDENT SCHOOL DISTRICT**  
**STATEMENT OF NET ASSETS**  
**PROPRIETARY FUNDS**  
**JUNE 30, 2012**

Exhibit D-1  
Page 1 of 1

<u>Data Control Codes</u>		<u>Governmental Activities Internal Service Funds (See H-3)</u>
	ASSETS:	
	Current Assets:	
1110	Cash and cash equivalents	\$ <u>821,806</u>
	Total current assets	821,806
	Noncurrent Assets:	
	Total noncurrent assets	<u>                    </u>
	Total assets	<u>821,806</u>
	LIABILITIES:	
	Current Liabilities:	
2110	Accounts payable	2,368
2165	Accrued expenses payable	<u>178,455</u>
	Total current liabilities	180,823
	Noncurrent Liabilities:	
	Total noncurrent liabilities	<u>                    </u>
	Total liabilities	<u>180,823</u>
	NET ASSETS:	
3900	Unrestricted net assets	<u>640,983</u>
	Total net assets	<u>\$ <u>640,983</u></u>

The notes to the financial statements are an integral part of this statement.

**COLUMBIA-BRAZORIA INDEPENDENT SCHOOL DISTRICT**  
**STATEMENT OF REVENUES, EXPENSES, AND CHANGES**  
**IN FUND NET ASSETS**  
**PROPRIETARY FUNDS**  
**YEAR ENDED JUNE 30, 2012**

Exhibit D-2  
Page 1 of 1

	Governmental Activities Internal Service Funds (See H-4)
Operating Revenues:	
Charges for services	\$ <u>264,669</u>
Total operating revenues	<u>264,669</u>
Operating Expenses:	
Insurance claims and expenses	<u>209,436</u>
Total operating expenses	<u>209,436</u>
Operating income (loss)	<u>55,233</u>
Nonoperating Revenues (Expenses):	
Interest and investment revenue	<u>5,716</u>
Total nonoperating revenues (expenses)	<u>5,716</u>
Changes in net assets	60,949
Net assets – beginning	<u>580,034</u>
Net assets – ending	<u>\$ 640,983</u>

The notes to the financial statements are an integral part of this statement.

**COLUMBIA-BRAZORIA INDEPENDENT SCHOOL DISTRICT**  
**STATEMENT OF CASH FLOWS**  
**PROPRIETARY FUNDS**  
**YEAR ENDED JUNE 30, 2012**

Exhibit D-3  
Page 1 of 1

	Governmental Activities Internal Service Funds (See H-5)
CASH FLOWS FROM OPERATING ACTIVITIES:	
Receipts from customers	\$ 264,669
Claims paid	<u>( 166,600)</u>
Net cash provided by operating activities	<u>98,069</u>
CASH FLOWS FROM NONCAPITAL FINANCING ACTIVITIES:	
Net cash provided (used) by noncapital financing activities	<u>-0-</u>
CASH FLOWS FROM CAPITAL AND RELATED FINANCING ACTIVITIES:	
Net cash provided (used) by capital and related financing activities	<u>-0-</u>
CASH FLOWS FROM INVESTING ACTIVITIES:	
Interest and dividends	<u>5,716</u>
Net cash provided by investing activities	<u>5,716</u>
Net increase in cash and cash equivalents	103,785
Balances – beginning	<u>718,021</u>
Balances – end	<u>\$ 821,806</u>
RECONCILIATION OF OPERATING INCOME (LOSS) TO NET CASH PROVIDED (USED) BY OPERATING ACTIVITIES:	
Operating income (loss)	\$ 55,233
Adjustments to Reconcile Operating Income (Loss) to Net Cash Provided (Used) by Operating Activities:	
Changes in Assets and Liabilities:	
Accounts payable	2,368
Accrued expenses payable	<u>40,468</u>
Net cash provided by operating activities	<u>\$ 98,069</u>

The notes to the financial statements are an integral part of this statement.



**COLUMBIA-BRAZORIA INDEPENDENT SCHOOL DISTRICT**  
**STATEMENT OF FIDUCIARY NET ASSETS**  
**FIDUCIARY FUNDS**  
**JUNE 30, 2012**

Exhibit E-1  
Page 1 of 1

	<u>Agency Funds</u>
ASSETS:	
Cash and cash equivalents	\$ <u>396,544</u>
Total assets	\$ <u><u>396,544</u></u>
LIABILITIES:	
Accounts payable	\$ 245,915
Amounts due to student groups	150,623
Due to other funds	<u>6</u>
Total liabilities	\$ <u><u>396,544</u></u>

The notes to the financial statements are an integral part of this statement.

***THIS PAGE LEFT BLANK INTENTIONALLY.***

**COLUMBIA-BRAZORIA INDEPENDENT SCHOOL DISTRICT**  
*NOTES TO THE FINANCIAL STATEMENTS*  
*YEAR ENDED JUNE 30, 2012*

INDEX

Note		Page
1.	Summary of Significant Accounting Policies .....	36
2.	Reclassification of Special Revenue Fund .....	46
3.	New Pronouncements .....	46
4.	Deposits, Investments and Derivatives.....	47
5.	Receivables, Uncollectible Accounts, and Deferred Revenue.....	51
6.	Interfund Receivables and Payables .....	53
7.	Capital Assets.....	54
8.	Long-Term Debt .....	55
9.	Leases .....	60
10.	Pension Plan Obligations .....	61
11.	Local, Intermediate and Out-of-State Revenues .....	63
12.	Risk Management .....	63
13.	Self-Insured Unemployment Compensation.....	63
14.	Self-insured Workers' Compensation.....	64
15.	Litigation and Contingencies .....	65
16.	Joint Ventured-Shared Service Arrangements .....	65
17.	Evaluation of Subsequent Events.....	65

# **COLUMBIA-BRAZORIA INDEPENDENT SCHOOL DISTRICT**

## *NOTES TO THE FINANCIAL STATEMENTS*

*YEAR ENDED JUNE 30, 2012*

### **NOTE 1. SUMMARY OF SIGNIFICANT ACCOUNTING POLICIES**

The Columbia-Brazoria Independent School District (the "District") is an independent public educational agency operating under applicable laws and regulations of the State of Texas. The District is autonomously governed by a seven-member Board of Trustees elected by the District's residents.

The District prepares its basic financial statements in conformity with generally accepted accounting principles promulgated by the Governmental Accounting Standards Board (GASB) and other authoritative sources identified in *Statement on Auditing Standards No. 69*, as amended by Statement on Auditing Standards No.'s 91 and 93 of the American Institute of Certified Public Accountants; and it complies with the requirements of the appropriate version of Texas Education Agency's *Financial Accountability System Resource Guide* (the "Resource Guide" or "FASRG") and the requirements of contracts and grants of agencies from which it receives funds.

The District's Financial Statements are in accordance with GASB Statement No. 34, "Basic Financial Statements and Management Discussion and Analysis for State and Local Governments", GASB Statement No. 37, "Basic Financial Statements and Management's Discussion and Analysis for State and Local Governments: Omnibus" which provides additional guidance for the implementation of GASB No. 34, and GASB Statement No. 38 "Certain Financial Statement Disclosures" which changes the note disclosure requirements in the financial statements for governmental entities.

GASB Statement No. 34 established a new financial reporting model for state and local governments that included the addition of management's discussion and analysis, government-wide financial statements, required supplementary information and the elimination of the effects of internal service activities and the use of account groups to the already required fund financial statements and notes.

The GASB determined that fund accounting has and will continue to be essential in helping governments to achieve fiscal accountability and should, therefore, be retained. The GASB also determined that government-wide financial statements are needed to allow user's of financial reports to assess a government's operational accountability. The GASB 34 reporting model integrates fund-based financial reporting and government-wide financial reporting as complementary components of a single comprehensive financial reporting model.

The following is a summary of the most significant accounting policies.

#### **Reporting Entity**

The District is considered an independent entity for financial reporting purposes and is considered a primary government. As required by generally accepted accounting principles, these basic financial statements have been prepared, based on considerations regarding the potential for inclusion of other entities, organizations, or functions, as part of the District's financial reporting entity. Based on these considerations, the District's basic financial statements do not include any other entities. Additionally, as the District is considered a primary government for financial reporting purposes, its activities are not considered a part of any other governmental or other type of reporting entity.

# COLUMBIA-BRAZORIA INDEPENDENT SCHOOL DISTRICT

## NOTES TO THE FINANCIAL STATEMENTS

YEAR ENDED JUNE 30, 2012

### NOTE 1. SUMMARY OF SIGNIFICANT ACCOUNTING POLICIES (Continued)

#### Reporting Entity (Continued)

Considerations regarding the potential for inclusion of other entities, organizations, or functions in the District's financial reporting entity are based on criteria prescribed by generally accepted accounting principles. These same criteria are evaluated in considering whether the District is part of any other governmental or other type of reporting entity. The overriding elements associated with prescribed criteria considered in determining that the District's financial reporting entity status is that of a primary government are: that it has a separately elected governing body; it is legally separate; and it is fiscally independent of other state and local governments.

Additionally prescribed criteria under generally accepted accounting principles include considerations pertaining to organizations for which the primary government is financially accountable; and considerations pertaining to other organizations for which the nature and significance of their relationship with the primary government are such that exclusion would cause the reporting entity's financial statements to be misleading or incomplete.

The Board of Trustees (the "Board") is elected by the public and has the authority to make decisions, appoint administrators and managers, and significantly influence operations. It also has the primary accountability for fiscal matters. Therefore, the District is a financial reporting entity as defined by the Governmental Accounting Standards Board (GASB) in its Statement No. 14, *The Financial Reporting Entity*. The District has also implemented GASB Statement No. 39, *Determining Whether Certain Organizations are Component Units*. The District receives support from various PTO, booster clubs and foundation organizations. None of these organizations meet the criteria specified by GASB 39 to be included in the District's financial statements. Therefore, there are no component units included within the reporting entity.

#### Government-Wide and Fund Financial Statements

The government-wide financial statements (i.e., the statement of net assets and the statement of changes in net assets) report financial information on all of the nonfiduciary activities of the primary government. For the most part, the effect of interfund activity has been removed from these statements. The *governmental activities* are supported by tax revenues and intergovernmental revenues. The District has no *business-type activities* that rely, to a significant extent, on fees and charges for support.

The statement of activities demonstrates the degree to which the direct expenses of a given function are offset by program revenues. *Direct expenses* are those that are clearly identifiable with a specific function. *Program revenues* include 1) charges to customers or applicants who purchase, use or directly benefit from goods, services, or privileges provided by a given function and 2) grants and contributions that are restricted to meeting operational or capital requirements of a particular function. Taxes and other items not properly included among program revenues are reported instead as *general revenues*.

Interfund activities between governmental funds appear as due to/due from on the Governmental Fund Balance Sheet and as other resources and other uses on the governmental fund Statement of Revenues, Expenditures and Changes in Fund Balances. All interfund transactions between governmental funds and internal service funds are eliminated on the government-wide statements. Interfund activities between governmental funds and fiduciary funds remain as due to/due from on the government-wide Statement of Activities.

**COLUMBIA-BRAZORIA INDEPENDENT SCHOOL DISTRICT**  
*NOTES TO THE FINANCIAL STATEMENTS*  
*YEAR ENDED JUNE 30, 2012*

**NOTE 1. SUMMARY OF SIGNIFICANT ACCOUNTING POLICIES (Continued)**

**Government-Wide and Fund Financial Statements (Continued)**

Separate financial statements are provided for governmental funds, proprietary funds, and fiduciary funds, even though the latter are excluded from the government-wide financial statements. Major individual governmental funds are reported in separate columns in the fund financial statements.

**Measurement Focus, Basis Of Accounting, and Financial Statement Presentation**

The government-wide financial statements are reported using the *economic resources measurement focus* and the *accrual basis of accounting*, as are the proprietary fund and fiduciary fund financial statements. Revenues are recorded when earned and expenses are recorded when a liability is incurred, regardless of the timing of related cash flows. Property taxes are recognized as revenues in the year for which they are levied. Grants and similar items are recognized as revenues as soon as all eligibility requirements imposed by the provider have been met.

Governmental fund financial statements are reported using the *current financial resources measurement focus* and the *modified accrual basis of accounting*. Revenues are recognized as soon as they are both measurable and available. Revenues are considered to be *available* when they are collectible within the current period or soon enough thereafter to pay liabilities of the current period. For this purpose, the government considers revenues to be available if they are collected within 60 days of the end of the current fiscal period. Expenditures generally are recorded when a liability is incurred, as under accrual accounting. However, debt service expenditures, as well as expenditures related to compensated absences and claims and judgments, are recorded only when payment is due.

Revenues from local sources consist primarily of property taxes. Property tax revenues and revenues received from the State of Texas are recognized under the susceptible-to-accrual concept. Miscellaneous revenues are recorded as revenue when received in cash because they are generally not measurable until actually received. Investment earnings are recorded as earned, since they are both measurable and available.

Revenue from investments, including governmental external investment pools, is based upon fair value. Fair value is the amount at which a financial instrument could be exchanged in a current transaction between willing parties, other than in a forced or liquidation sale. Most investments are reported at amortized cost when the investments have remaining maturities of one year or less at time of purchase. External investment pools are permitted to report short-term debt investments at amortized cost, provided that the fair value of those investments is not significantly affected by the impairment of the credit standing of the issuer, or other factors. For that purpose, a pool's short-term investments are those with remaining maturities of up to ninety days.

# COLUMBIA-BRAZORIA INDEPENDENT SCHOOL DISTRICT

## NOTES TO THE FINANCIAL STATEMENTS

YEAR ENDED JUNE 30, 2012

### NOTE 1. SUMMARY OF SIGNIFICANT ACCOUNTING POLICIES (Continued)

#### Measurement Focus, Basis Of Accounting, and Financial Statement Presentation (Continued)

Grant funds are considered earned to the extent of the expenditures made under the provisions of the grant. Accordingly, when such funds are received, they are recorded as deferred revenues until the related and authorized expenditures have been made. If balances have not been expended by the end of the project period, grantors sometimes require the District to refund all or part of the unused amount.

When both restricted and unrestricted resources are available for use, it is the District's policy to use restricted resources first and the unrestricted resources as needed.

The District reports the following major governmental funds:

The *general fund* is the government's primary operating fund. It accounts for all financial resources of the District, except those required to be accounted for in another fund. Major revenue sources include local property taxes; state funding under the Foundation School Program and interest earnings. Expenditures include all costs associated with the daily operations of the District except for specific programs funded by the federal and state government, food service, and debt service.

The *debt service* fund accounts for the resources accumulated and payments made for principal and interest on long-term general obligation debt of governmental funds for which a tax has been dedicated. This is a budgeted fund and a separate bank account is maintained for this fund. Any unused sinking fund balances are transferred to the general fund after all of the related debt obligations have been met. Major revenue sources include local property taxes, and interest earnings. Expenditures include all costs associated with related debt service.

The District reports the following proprietary funds:

The *internal service funds* account for the District's self-funded unemployment compensation pool and its self-funded worker's compensation program. The revenues of these funds are received from both the general and special revenue funds, and District employees and the expenses are comprised of claims paid on behalf of the District and its employees. The general fund is contingently liable for liabilities of these funds. Sub-fund accounting is employed to maintain the integrity of the various self-insurance activities of the District. See Notes 13 and 14 for additional discussion of the District's self-insurance plans.

The unemployment compensation plan is intended to be self-supporting and contributions are increased periodically to cover the cost of claims and administrative fees. As of June 30, 2012, liabilities totaled \$ 2,368 and net assets of the unemployment compensation pool was \$ 11,973.

# COLUMBIA-BRAZORIA INDEPENDENT SCHOOL DISTRICT

## NOTES TO THE FINANCIAL STATEMENTS

YEAR ENDED JUNE 30, 2012

### NOTE 1. SUMMARY OF SIGNIFICANT ACCOUNTING POLICIES (Continued)

#### **Measurement Focus, Basis Of Accounting, and Financial Statement Presentation (Continued)**

The worker's compensation program provides for incurred but not reported costs for worker's compensation claims through the establishment of undiscounted liability accounts and net assets. As of June 30, 2012, liabilities totaled \$ 178,455 and net assets of the worker's compensation program was \$ 629,010.

Proprietary funds distinguish operating revenues and expenses from nonoperating items. Operating revenues and expenses generally result from providing services and producing and delivering goods in connection with a proprietary fund's principal ongoing operations.

Under GASB Statement No. 20, "Accounting and Financial Reporting for Proprietary Funds and Other Governmental Entities That Use Proprietary Fund Accounting", all proprietary funds will continue to follow Financial Accounting Standards Board (FASB) standards issued on or before November 30, 1989. However, from that date forward, proprietary funds will have the option of either 1) choosing not to apply future FASB standards (including amendments of earlier pronouncements), or 2) continuing to follow new FASB pronouncements (unless they conflict with GASB guidance). The District has chosen not to apply future FASB standards.

Additionally, the District reports the following fiduciary funds:

The *agency fund* accounts for resources held in a custodial capacity by the District, and consists of funds that are the property of students or others.

#### **Cash and Investments**

The District considers highly liquid investments (including restricted assets) with an original maturity of three months or less when purchased to be cash equivalents.

In accordance with GASB Statement No. 31, *Accounting and Financial Reporting for Certain Investments and External Investment Pools*, investments are reported at fair value. Fair values are based on published market rates. Current investments have an original maturity greater than three months but less than one year at the time of purchase. Non-current investments have an original maturity of greater than one year at the time of purchase.

#### **Interfund Receivables and Payables**

Activity between funds that are representative of lending/borrowing arrangements outstanding at the end of the fiscal year are referred to as either "due to/from other funds" (i.e., the current portion of interfund loans) or "advances to/from other funds" (i.e., the non-current portion of interfund loans). All outstanding balances between funds are reported as "due to/from other funds". The District had no advances between funds. See Note 6 for additional discussion of interfund receivables and payables.



# **COLUMBIA-BRAZORIA INDEPENDENT SCHOOL DISTRICT**

## *NOTES TO THE FINANCIAL STATEMENTS*

*YEAR ENDED JUNE 30, 2012*

### **NOTE 1. SUMMARY OF SIGNIFICANT ACCOUNTING POLICIES (Continued)**

#### **Property Taxes**

Property taxes are levied by October 1 on the assessed value listed as of January 1 for all real and business property located in the district in conformity with Subtitle E, Texas Property Tax Code. Taxes are due upon receipt of the tax bill and are past due and subject to interest if not paid by February 1 of the year following the October 1 levy date. On January 31 of each year, a tax lien attaches to property to secure the payment of all taxes, penalties, and interest ultimately imposed.

The appraisal and recording of all property within the District is the responsibility of the Brazoria County Appraisal District (BCAD), an independent governmental unit with a board of directors appointed by the taxing jurisdictions within the county and funded from assessments against those taxing jurisdictions. BCAD is required by law to assess property at 100% of its appraised value. Real property must be reappraised at least every two years.

Under certain circumstances taxpayers and taxing units, including the District, may challenge orders of the BCAD Review Board through various appeals and, if necessary, legal action.

The assessed value of the property tax roll on August 1, 2011, upon which the levy for the 2010-11 fiscal year was based, was \$ 724,747,551. Taxes are delinquent if not paid by June 30. Delinquent taxes are subject to penalty and interest charges plus 15 % delinquent collection fees for attorney costs.

The tax rates assessed for the year ended June 30, 2012, to finance general fund operations and the payment of principal and interest on general obligation long-term debt were \$ 1.04 and \$ 0.2565 per \$ 100 valuation, respectively, for a total of \$ 1.2965 per \$ 100 valuation.

Current tax collections for the year ended June 30, 2012 were 94.91% of the year-end adjusted tax levy. Delinquent taxes are prorated between maintenance and debt service based on rates adopted for the year of the levy. Allowances for uncollectible taxes within the general and debt service funds are based on historical experience in collecting taxes. Uncollectible personal property taxes are periodically reviewed and written off, but the District is prohibited from writing off real property taxes without specific statutory authority from the Texas Legislature. As of June 30, 2012, property taxes receivable, net of estimated uncollectible taxes, totaled \$ 1,220,985 and \$ 270,951 for the general and debt service funds, respectively.

#### **Delinquent Taxes Receivable**

Delinquent taxes are prorated between maintenance and debt service based on rates adopted for the year of the levy. Allowances for uncollectible tax receivables within the General and Debt Service Funds are based on historical experience in collecting property taxes. Uncollectible personal property taxes are periodically reviewed and written off, but the District is prohibited from writing off real property taxes without specific statutory authority from the Texas Legislature.

**COLUMBIA-BRAZORIA INDEPENDENT SCHOOL DISTRICT**

*NOTES TO THE FINANCIAL STATEMENTS*

*YEAR ENDED JUNE 30, 2012*

**NOTE 1. SUMMARY OF SIGNIFICANT ACCOUNTING POLICIES (Continued)**

**Inventories**

The consumption method is used to account for inventories (food products, school supplies and athletic equipment) of governmental funds. Under this method, these items are carried in an inventory account of the respective fund at cost, using the first-in, first-out method of accounting and are subsequently charged to expenditures when consumed. Governmental fund inventories are offset by a fund balance reserve indicating that they are unavailable as current expendable financial resources. Inventories of food commodities are recorded at market values supplied by the Texas Department of Human Services. Although commodities are received at no cost, their market value is recorded as inventory and deferred revenue when received in the governmental funds. When requisitioned, inventory and deferred revenue are relieved, expenditures are charged, and revenue is recognized for an equal amount.

**Capital Assets and Depreciation**

Capital assets, which include land and land improvements, buildings and improvements, and furniture, equipment and vehicles, are reported in the applicable governmental activities column in the government-wide financial statements. Capital assets are defined by the government as assets with an initial, individual cost of more than \$ 5,000 and an estimated useful life in excess of two years. Such assets are recorded at historical or estimated historical cost if purchased or constructed. Donated capital assets are recorded at estimated fair value at the date of donation. The costs of normal maintenance and repairs that do not add to the value of the asset or materially extend assets lives are not capitalized. When assets are retired or otherwise disposed of, the related costs or other recorded amounts are removed.

Buildings and improvements, and furniture, equipment and vehicles of the District are depreciated using the straight-line method over the following estimated useful lives:

<u>Assets</u>	<u>Years</u>
Buildings and improvements	10-40
Furniture and equipment	5-10
Vehicles	5-10

**Compensated Absences**

Vacations are to be taken within the same year they are earned, and any unused days at the end of the year are forfeited. Therefore, no liability has been accrued in the accompanying general purpose financial statements. Employees of the District are entitled to sick leave based on category/class of employment. Sick leave is allowed to be accumulated but does not vest. Therefore, a liability for unused sick leave has not been recorded in the accompanying financial statements.

# **COLUMBIA-BRAZORIA INDEPENDENT SCHOOL DISTRICT**

## *NOTES TO THE FINANCIAL STATEMENTS*

*YEAR ENDED JUNE 30, 2012*

### **NOTE 1. SUMMARY OF SIGNIFICANT ACCOUNTING POLICIES (Continued)**

#### **Long-Term Obligations**

In the government-wide financial statements, and proprietary fund types in the fund financial statements, long-term debt and other long-term obligations are reported as liabilities in the applicable governmental activities or proprietary fund type statement of net assets. Bond premiums and discounts, as well as issuance costs, are deferred and amortized over the life of the bonds using the straight-line method. Bonds payable are reported net of the applicable bond premium or discount. Bond issuance costs are reported as deferred charges and amortized over the term of the related debt.

In the fund financial statements, governmental fund types recognize bond premiums and discounts, as well as bond issuance costs, during the current period. The face amount of the debt is reported as other financing resources. Premiums received on debt issuances are reported as other financing sources while discounts on debt issuances are reported as other financing uses. Issuance costs, whether or not withheld from the actual debt proceeds received, are reported as debt service expenditures.

#### **Budgetary Data**

Formal budgetary accounting is employed for all required governmental funds, as outlined in TEA's FASRG, and is presented on the modified accrual basis of accounting consistent with generally accepted accounting principles. The budget is prepared and controlled at the function level within each organization to which responsibility for controlling operations is assigned.

The official school budget is prepared for adoption for required governmental funds prior to June 20 of the preceding fiscal year for the subsequent fiscal year beginning July 1. The budget is formally adopted by the Board of Trustees at a public meeting held at least ten days after public notice has been given.

Annual budgets are adopted on a basis consistent with generally accepted accounting principles for the general fund, debt service fund and the food service (special revenue fund). The remaining special revenue funds and the capital projects fund (if utilized) adopt project-length budgets, which do not correspond to the District's fiscal year. Each annual budget is presented on the modified accrual basis of accounting, which is consistent with generally accepted accounting principles. The budget was properly amended throughout the year by the Board of Trustees. Such amendments are before the fact and are reflected in the official minutes of the Board.

# **COLUMBIA-BRAZORIA INDEPENDENT SCHOOL DISTRICT**

## *NOTES TO THE FINANCIAL STATEMENTS*

*YEAR ENDED JUNE 30, 2012*

### **NOTE 1. SUMMARY OF SIGNIFICANT ACCOUNTING POLICIES (Continued)**

#### **Budgetary Data (Continued)**

The Official Budget was prepared for adoption for the general fund, food service (special revenue fund) and debt service fund prior to June 30, 2011. The budget is prepared by fund, function, object, and organization. The budget is controlled at the organizational level by the appropriate department head or campus principal within Board allocations. Therefore, organizations may transfer appropriations as necessary without the approval of the board unless the intent is to cross fund, function or increase the overall budget allocations. Control of appropriations by the Board of Trustees is maintained within fund groups at the function code level and revenue object code level.

The Budget is formally adopted by the Board of Trustees at a duly advertised public meeting in accordance with law prior to the expenditure of funds. The approved budget is filed with the Texas Education Agency (TEA) through the Public Education Information Management System. Should any change in the approved budget be required, budget amendment requests are presented to the Board of Trustees for consideration. Amendments are made before the fact and once approved are reflected in the official minutes. During the year the budget was properly amended in accordance with the above procedures. The Board of Trustees approved the final budget amendment on June 19, 2012.

#### **Encumbrance Accounting**

The District employs encumbrance accounting, whereby encumbrances for goods or purchased services are documented by purchase orders and contracts. An encumbrance represents a commitment of Board appropriation related to unperformed contracts for goods and services. The issuance of a purchase order or the signing of a contract creates an encumbrance but does not represent an expenditure for the period, only a commitment to expend resources. Appropriations lapse at June 30 and encumbrances outstanding at that time are either canceled or appropriately provided for in the subsequent year's budget.

The District had no outstanding encumbrances as of June 30, 2012.

#### **Fund Balances**

The District's Board of Trustees meets on a regular basis to manage and review cash financial activities and to ensure compliance with established policies. The District's Unassigned General Fund Balance is maintained to provide the District with sufficient working capital and a margin of safety to address local and regional emergencies without borrowing. The unassigned General Fund Balance may only be appropriated by resolution of the Board of Trustees. Fund Balance of the District may be committed for a specific source by formal action of the District's Board of Trustees. Amendments or modifications of the committed fund balance must also be approved by formal action by the District's Board of Trustees. When it is appropriate for fund balance to be assigned, the Board of Trustees, delegates authority to the Superintendent or the Executive Director of Business Services. In circumstances where an expenditure is to be made for a purpose for which amounts are available in multiple fund balance classifications, the order in which resources will be expended as follows: restricted fund balance, followed by committed fund balance, assigned fund balance, and lastly, unassigned fund balance.

**COLUMBIA-BRAZORIA INDEPENDENT SCHOOL DISTRICT**

*NOTES TO THE FINANCIAL STATEMENTS*

*YEAR ENDED JUNE 30, 2012*

**NOTE 1. SUMMARY OF SIGNIFICANT ACCOUNTING POLICIES (Continued)**

**Fund Balances (Continued)**

Under GASB 54, "Fund Balance, Reporting and Governmental Fund Type Definitions", fund balances are required to be reported according to the following classifications:

Nonspendable Fund Balance - Includes amounts that cannot be spent because they are either not in spendable form, or, for legal or contractual reasons, must be kept intact. This classification includes inventories, prepaid amounts, assets held for sale, and long-term receivables.

Restricted Fund Balance - Constraints placed on the use of these resources are either externally imposed by creditors (such as through debt covenants), grantors, contributors or other governments; or are imposed by law (through constitutional provisions of enabling legislation).

Committed Fund Balance - Amounts that can only be used for specific purposes because of a formal action (resolution or ordinance) by the government's highest level of decision-making authority.

Assigned Fund Balance - Amounts that are constrained by the District's intent to be used for specific purposes, but that do not meet the criteria to be classified as restricted or committed. Intent can be stipulated by the governing body, another body (such as a Finance Committee), or by an official to whom that authority has been given. With the exception of the General Fund, this is the residual fund balance classification for all governmental funds with positive balances.

Unassigned Fund Balance - This is the residual classification of the General Fund. Only the General Fund reports a positive unassigned fund balance. Other governmental funds might report a negative balance in this classification, as the result of overspending for specific purposes for which amount had been restricted, committed or assigned.

As of June 30, 2012, non-spendable fund balances includes \$ 12,479 for inventories and \$ 93,536 for prepaid items in the General Fund. The food service (Special Revenue Fund) non-spendable fund balance includes \$ 31,851 for inventories. Other special revenue fund's non-spendable fund balance included \$ 27,247 for prepaid items. Restricted fund balances included \$ 1,506,993 for Debt Service Fund, \$ 366,289 for Food Service Fund, and \$ 159 for other special revenue funds. Unassigned fund balance includes \$ 6,868,908 in the General Fund and a deficit \$ 27,247 for the other special revenue funds.

**Data Control Codes**

The data control codes refer to the account code structure prescribed by TEA in the FASRG. The TEA requires school districts to display these codes in the financial statements filed with the Agency in order to ensure accuracy in building a statewide database for policy development and funding plans.

**COLUMBIA-BRAZORIA INDEPENDENT SCHOOL DISTRICT**

*NOTES TO THE FINANCIAL STATEMENTS*

*YEAR ENDED JUNE 30, 2012*

**NOTE 2. RECLASSIFICATION OF SPECIAL REVENUE FUND**

During the fiscal year, it was noted that Fund 411 - Technology, previously a Special Revenue Fund, will be included within the General Fund. As a result, the beginning fund balances for the General Fund and Technology were adjusted as follows:

General Fund:

Fund balance at June 30, 2011	\$ 5,113,378
Technology fund balance re-classed to General Fund	<u>92,793</u>
Adjusted fund balance at June 30, 2011	<u>\$ 5,206,171</u>

Other Governmental Funds (Special Revenue Fund):

Fund balance at June 30, 2011	\$ 426,149
Technology fund balance re-classed to General Fund	<u>(92,793)</u>
Restated fund balance at June 30, 2011	<u>\$ 333,356</u>

**NOTE 3. NEW PRONOUNCEMENTS**

GASB No. 54, "Fund Balance Reporting and Governmental Fund Type Definitions", was issued April 2009. This statement provides guidance on classification of fund equity. The statement was implemented by the District during the fiscal year with minimal adjustments to the financial statements.

GASB No. 55, "The Hierarchy of Generally Accepted Accounting Principles for State and Local Governments", was issued April 2009. This statement is effective immediately and had no effect on the District's financial statements.

GASB No. 56, "Codification of Accounting and Financial Reporting Guidance Contained in the AICPA Statements on Auditing Standards", was issued April 2009. This statement is effective immediately and had no effect on the District's financial statements.

GASB No. 57, "OPEB Measurements by Agent Employers and Agent Multiple-Employer Plans", was issued December 2009. This statement is effective immediately and had no effect on the District's financial statements.

GASB No. 58, "Accounting and Financial Reporting for Chapter 9 Bankruptcies", was issued December 2009. The statement was implemented and did not have an impact on the District's financial statements.

GASB No. 59, "Financial Instrument Omnibus", was issued December 2009. The statement was implemented and did not have an impact on the District's financial statements.

GASB No. 60, "Accounting and Financial Reporting for Service Concession Arrangements", was issued November 2010. The management of the District does not believe that the implementation of this statement will have a material effect on the financial statements of the District. This statement is effective for periods beginning after December 15, 2011.

## **COLUMBIA-BRAZORIA INDEPENDENT SCHOOL DISTRICT**

### *NOTES TO THE FINANCIAL STATEMENTS*

*YEAR ENDED JUNE 30, 2012*

#### **NOTE 3. NEW PRONOUNCEMENTS (Continued)**

GASB No. 61, "The Financial Reporting Entity: Omnibus - an amendment of GASB Statements No. 14 and No. 34", was issued November 2010. The management of the District does not believe that the implementation of this statement will have a material effect on the financial statements of the District. This statement is effective for periods beginning after June 15, 2012.

GASB No. 62, "Codification of Accounting and Financial Reporting Guidance Contained in Pre-November 30, 1989 FASB and AICPA Pronouncements", was issued December 2010. The management of the District does not believe that the implementation of this statement will have a material effect on the financial statements of the District. This statement is effective for periods beginning after December 15, 2011.

GASB No. 63, "Financial Reporting of Deferred Outflows of Resources, Deferred Inflows of Resources, and Net Position", was issued June 2011. The management of the District does not believe that the implementation of this statement will have a material effect on the financial statements of the District. This statement is effective for periods beginning after December 15, 2011.

GASB No. 64, "Derivative Instruments: Application of Hedge Accounting Termination Provisions-and amendment of GASB Statements No. 53", was issued June 2011. The statement was implemented and did not have an impact on the District's financial statements.

GASB No. 65, "Items Previously Reported as Assets and Liabilities", was issued March 2012. The management of the District does not believe that the implementation of this statement will have a material effect on the financial statements of the District, although it will reclassify items previously recorded as assets and liabilities within the District's financial statements as outflow and inflows of resources. This statement is effective for periods beginning after December 15, 2012.

GASB No. 66, "Technical Corrections-2012-an amendment of GASB Statements No. 10 and No. 62", was issued March 2012. The management of the District does not believe that the implementation of this statement will have a material effect on the financial statements of the District. This statement is effective for periods beginning after December 15, 2012.

#### **NOTE 4. DEPOSITS, INVESTMENTS AND DERIVATIVES**

The District classifies deposits and investments for financial statement purposes as cash and cash equivalents, current investments, and non-current investments based upon both liquidity (demand deposits) and maturity date (deposits and investments) of the asset at the date of purchase. For this purpose an investment is considered a cash equivalent if when purchased it has maturity of three months or less. Investments are classified as either current investments or non-current investments. Current investments have maturity of one year or less and non-current investments are those that have a maturity of one year or more. See Note 1 for additional Governmental Accounting Standards Board Statement No. 31 disclosures.

**COLUMBIA-BRAZORIA INDEPENDENT SCHOOL DISTRICT**  
**NOTES TO THE FINANCIAL STATEMENTS**  
**YEAR ENDED JUNE 30, 2012**

**NOTE 4. DEPOSITS, INVESTMENTS AND DERIVATIVES (Continued)**

Cash and cash equivalents, current investments, and non-current investments at June 30, 2012 are as follows:

	Governmental Funds	Proprietary (Internal Service) Funds	Fiduciary Funds	Total
Cash and Cash Equivalents:				
Cash (petty cash accounts)	\$ 580	\$	\$	\$ 580
Financial Institution Deposits:				
Demand deposits	5,471,294	821,806	396,544	6,689,644
Lone Star	1,129,120			1,129,120
Texstar	459,149			459,149
	<u>\$ 7,060,143</u>	<u>\$ 821,806</u>	<u>\$ 396,544</u>	<u>\$ 8,278,493</u>

**Deposits**

Custodial Credit Risk – Deposits. Custodial credit risk is the risk that in the event of a financial institution failure, the District’s deposits may not be returned to them. The District requires that all deposits with financial institutions be collateralized in an amount equal to 100 percent of uninsured balances.

Under Texas state law, a bank serving as the school depository must have a bond or in lieu thereof, deposited or pledged securities with the District or an independent third party agent, an amount equal to the highest daily balance of all deposits the District may have during the term of the depository contract, less any applicable FDIC insurance.

At June 30, 2012, in addition to petty cash of \$ 580, the carrying amount of the District's cash, savings, and time deposits was \$ 6,689,644. The financial institutions balances were \$ 7,085,456 at June 30, 2012. Bank balances of \$ 250,000 were covered by federal depository insurance, and \$ 6,835,456 was covered by collateral pledged in the District’s name. The collateral was held in safekeeping departments of unrelated banks, which act as the pledging bank’s agent.

In addition the following is disclosed regarding coverage of combined balances on the date of highest deposit:

Depository:

- a. Name of bank: Prosperity Bank, West Columbia, Texas.
- b. Amount of bond and/or security pledged as of the date of the highest combined balance on deposit was \$ 11,063,846.
- c. Largest cash, savings and time deposit combined account balance amounted to \$ 9,894,324 and occurred on January 23, 2012.
- d. Total amount of FDIC coverage at the time of the largest combined balance was \$ 250,000.



## **COLUMBIA-BRAZORIA INDEPENDENT SCHOOL DISTRICT**

### *NOTES TO THE FINANCIAL STATEMENTS*

*YEAR ENDED JUNE 30, 2012*

#### **NOTE 4. DEPOSITS, INVESTMENTS AND DERIVATIVES (Continued)**

##### **Investments**

Chapter 2256 of the Texas Government Code (the Public Funds Investment Act) authorizes the District to invest its funds under written investment policy (the "investment policy") that primarily emphasizes safety of principal and liquidity, addresses investment diversification, yield, and maturity and addresses the quality and capability of investment personnel. This investment policy defines what constitutes the legal list of investments allowed under the policies, which excludes certain instruments allowed under chapter 2256 of the Texas Government Code.

The District's deposits and investments are invested pursuant to the investment policy, which is approved by the Board of Trustees. The investment policy includes lists of authorized investment instruments and allowable stated maturity of individual investments. In addition it includes an "Investment Strategy Statement" that specifically addresses each investment option and describes the priorities of suitability of investment type, preservation and safety of principal, liquidity, marketability, diversification and yield. Additionally, the soundness of financial institutions (including broker/dealers) in which the District will deposit funds is addressed. The District's investment policy and types of investments are governed by the Public Funds Investment Act (PFIA). The District's management believes it complied with the requirements of the PFIA and the District's investment policy.

The District's Investment Officer submits an investment report each quarter to the Board of Trustees. The report details the investment positions of the District and the compliance of the investment portfolio's as they relate to both the adopted investment strategy statements and Texas State law.

The District is authorized to invest in the following investment instruments provided that they meet the guidelines of the investment policy:

1. Obligations of, or guaranteed by, governmental entities as permitted by Government Code 2256.009;
2. Certificates of deposit and share certificates as permitted by Government Code 2256.010;
3. Fully collateralized repurchase agreements permitted by Government Code 2256.011;
4. A securities lending program as permitted by Government Code 2256.0115;
5. Banker's acceptances as permitted by Government Code 2256.012;
6. Commercial paper as permitted by Government Code 2256.013;
7. No-load money market mutual funds and no-load mutual funds as permitted by Government Code 2256.014;
8. A guaranteed investment contract as an investment vehicle for bond proceeds, provided it meets the criteria and eligibility requirements established by Government Code 2256.015; and
9. Public funds investment pools as permitted by Government Code 2256.016.

The District participates in three Local Government Investment Pools (LGIPs): Lone Star and Texstar. Advisory boards consisting of participants or their designees, maintains oversight responsibility for Lone Star and Texstar.

**COLUMBIA-BRAZORIA INDEPENDENT SCHOOL DISTRICT**

*NOTES TO THE FINANCIAL STATEMENTS*

*YEAR ENDED JUNE 30, 2012*

**NOTE 4. DEPOSITS, INVESTMENTS AND DERIVATIVES (Continued)**

**Investments (Continued)**

The District invests in Lone Star and Texstar to provide its liquidity needs. Lone Star and Texstar are local government investment pools that were established in conformity with the Interlocal Cooperation Act, Chapter 791 of the Texas Government Code and the Public Funds Investment Act, Chapter 2256 of the Code. Lone Star and Texstar are 2(a)7 like funds, meaning that they are structured similar to a money market mutual fund.

Such funds allow shareholders the ability to deposit or withdraw funds on a daily basis. Interest rates are also adjusted on a daily basis. Such funds seek to maintain a constant net asset value of \$ 1.00, although this cannot be fully guaranteed. Lone Star and Texstar are rated AAA and must maintain a dollar weighted average maturity not to exceed 60 days, which is the limit. At June 30, 2012 Lone Star and Texstar had a weighted average maturity of 50 days and 48 days, respectively. Although Lone Star and Texstar portfolios had a weighted average maturity of 50 days and 48 days, respectively, the District considers holdings in these funds to have a one day weighted average maturity. This is due to the fact that the share position can usually be redeemed each day at the discretion of the shareholder, unless there has been a significant change in value.

All of the District's investments are insured, registered, or the District's agent holds the securities in the District's name; therefore, the District is not exposed to custodial credit risk.

The following table includes the portfolio balances of all investment types of the District at June 30, 2012.

	<u>Market Value</u>
Local Government Investment Pools:	
Lone Star	\$ 1,129,120
Texstar	<u>459,149</u>
Total local government investment pools	<u>\$ 1,588,269</u>

Credit Risk - As of June 30, 2012, the LGIPs (which represent 100% of the unrestricted portfolio) are rated AAAM by Standard and Poor's or AAA by Finch.

Interest rate Risk - As a means of minimizing risk of loss due to interest rate fluctuations, the Investment Policy requires that investment maturities will not exceed the lesser of a dollar weighted average maturity of 365 days or the anticipated cash flow requirements of the funds. Quality short-to-medium term securities should be purchased, which complement each other in a structured manner that minimizes risk and meets the District's cash flow requirements.

At June 30, 2012, 100% of the investment portfolio was invested in AAAM or AAA rated LGIPs (2(a)7 like pools).

**COLUMBIA-BRAZORIA INDEPENDENT SCHOOL DISTRICT**  
**NOTES TO THE FINANCIAL STATEMENTS**  
**YEAR ENDED JUNE 30, 2012**

**NOTE 4. DEPOSITS, INVESTMENTS AND DERIVATIVES (Continued)**

**Derivatives**

Interest in derivative products has increased in recent years. Derivatives are investment products, which may be a security or contract, which derives its value from another security, currency, commodity, or index, regardless of the source of funds used. The District made no direct investments in derivatives during the year ended June 30, 2012, and holds no direct investments in derivatives at June 30, 2012.

**NOTE 5. RECEIVABLES, UNCOLLECTIBLE ACCOUNTS, AND DEFERRED REVENUES**

**Receivables and Allowances**

Receivables as of June 30, 2012, for the government's individual major funds and nonmajor funds in the aggregate, including the applicable allowances for uncollectible accounts, are as follows:

	<u>General Fund</u>	<u>Debt Service Fund</u>	<u>Other Funds</u>	<u>Total</u>
Receivables:				
Property taxes	\$ 1,343,465	\$ 285,976	\$	\$ 1,629,441
Receivables from other governments	3,217,007	34,826	367,489	3,619,322
Other receivables	<u>5,001</u>	<u></u>	<u>12</u>	<u>5,013</u>
Gross receivables	4,565,473	320,802	367,501	5,253,776
Less: allowance for uncollectibles	<u>122,480</u>	<u>15,025</u>	<u></u>	<u>137,505</u>
Net total receivables	<u>\$ 4,442,993</u>	<u>\$ 305,777</u>	<u>\$ 367,501</u>	<u>\$ 5,116,271</u>

**Receivables/Payables from/to Other Governments**

The District participates in a variety of federal and state programs from which it receives grants to, partially or fully, finance certain activities. In addition, the District receives entitlements from the State through the School Foundation and Per Capita Programs. All federal grants shown below are passed through the TEA or other state agency and are reported on the combined financial statements as either Receivable from or to Other Governments, as applicable.

**COLUMBIA-BRAZORIA INDEPENDENT SCHOOL DISTRICT**

*NOTES TO THE FINANCIAL STATEMENTS*

*YEAR ENDED JUNE 30, 2012*

**NOTE 5. RECEIVABLES, UNCOLLECTIBLE ACCOUNTS, AND DEFERRED REVENUES  
(Continued)**

**Receivables/Payables from/to Other Governments (Continued)**

Amounts due from federal, state, and local governments as of June 30, 2012 are summarized below.

<u>Fund</u>	<u>State Entitlements</u>	<u>Federal Grants</u>	<u>State Grants and Other</u>	<u>Total</u>
Major Funds:				
General	\$ 3,073,183	\$	\$ 143,824	\$ 3,217,007
Debt service			34,826	34,826
Other funds	<u>                    </u>	<u>355,355</u>	<u>12,134</u>	<u>367,489</u>
 Total	 <u>\$ 3,073,183</u>	 <u>\$ 355,355</u>	 <u>\$ 190,784</u>	 <u>\$ 3,619,322</u>

**Deferred Revenue**

Governmental funds report deferred revenue in connection with receivables for revenues that are considered to be available to liquidate liabilities of the current period. Governmental funds also defer revenue recognition in connection with resources that have been received, but not yet earned.

As of June 30, 2012, the various components of deferred revenue and unearned revenue reported in the governmental funds were as follows:

	<u>Unavailable</u>	<u>Unearned</u>
Delinquent property taxes receivable (general fund)	\$ 1,115,731	\$
Delinquent property taxes receivable (debt service fund)	245,445	
Federal food commodities		21,689
Advance Funding:		
State grants and other	<u>                    </u>	<u>1,515</u>
 Total deferred/unearned revenue from governmental funds	 <u>\$ 1,361,176</u>	 <u>\$ 23,204</u>

**COLUMBIA-BRAZORIA INDEPENDENT SCHOOL DISTRICT**

*NOTES TO THE FINANCIAL STATEMENTS*

*YEAR ENDED JUNE 30, 2012*

**NOTE 6. INTERFUND RECEIVABLES AND PAYABLES**

**Interfund Receivables and Payables**

Interfund balances at June 30, 2012 consisted of the following individual fund receivables and payables:

<u>Fund</u>	<u>Receivable</u>	<u>Payable</u>
General Fund:		
Special Revenue Funds:		
ESEA Title I part A Improving Basic Skills	\$ 57,395	\$
IDEA Part B Formula	20,813	
IDEA Part B Preschool	573	
IDEA Part B Discretionary	6,633	
Vocational Education Basic	1,301	
Title II Part A Teacher/Principal	9,028	
Title III Part A LEP	1,663	
Education Jobs Fund	20,125	
SSI(F) College Readiness Initiative	<u>7,789</u>	<u>        </u>
	125,320	-0-
Agency Funds	<u>6</u>	<u>        </u>
Total General Fund	<u>125,326</u>	<u>-0-</u>
Special Revenue Funds:		
General Fund:		
ESEA Title I part A Improving Basic Skills		57,395
IDEA Part B Formula		20,813
IDEA Part B Preschool		573
IDEA Part B Discretionary		6,633
Vocational Education Basic		1,301
Title II Part A Teacher/Principal		9,028
Title III Part A LEP		1,663
Education Jobs Fund		20,125
SSI(F) College Readiness Initiative	<u>        </u>	<u>7,789</u>
Total Special Revenue Fund	<u>-0-</u>	<u>125,320</u>
Agency Funds:		
General Fund	<u>        </u>	<u>6</u>
Total	<u>\$ 125,326</u>	<u>\$ 125,326</u>

**COLUMBIA-BRAZORIA INDEPENDENT SCHOOL DISTRICT**  
**NOTES TO THE FINANCIAL STATEMENTS**  
**YEAR ENDED JUNE 30, 2012**

**NOTE 7. CAPITAL ASSETS**

**Changes in Capital Assets and Accumulated Depreciation**

The following provides a summary of changes in capital assets and accumulated depreciation for the year ended June 30, 2012:

	Balance July 1, 2011	Additions	Transfers & Retirements	Balance June 30, 2012
Non-Depreciated Capital Assets:				
Land and land improvements	\$ <u>1,630,102</u>	\$ _____	\$ _____	\$ <u>1,630,102</u>
Total non-depreciated	<u>1,630,102</u>	_____ -0-	_____ -0-	<u>1,630,102</u>
Depreciated Capital Assets:				
Buildings and improvements	66,650,641	152,908	( 2,374,887)	64,428,662
Furniture, equipment & vehicles	6,177,578	713,193	( 18,992)	6,871,779
Assets under capital lease	<u>184,784</u>	_____	_____	<u>184,784</u>
Total depreciated	<u>73,013,003</u>	<u>866,101</u>	<u>( 2,393,879)</u>	<u>71,485,225</u>
Total additions/retirements		\$ <u>866,101</u>	\$( <u>2,393,879</u> )	
Accumulated Depreciated:				
Buildings and improvements	\$ 24,947,592	\$ 1,387,182	\$( 2,287,875)	\$ 24,046,899
Furniture, equipment & vehicles	4,666,317	457,626	( 18,992)	5,104,951
Assets under capital lease	<u>83,305</u>	<u>36,956</u>	_____	<u>120,261</u>
Total	<u>29,697,214</u>	<u>\$ 1,881,764</u>	<u>\$( 2,306,867)</u>	<u>29,272,111</u>
Net depreciated capital assets	<u>43,315,789</u>			<u>42,213,114</u>
Net capital assets	<u>\$44,945,891</u>			<u>\$ 43,843,216</u>

See Note 1 for additional information regarding capital assets.

**Depreciation Expense**

In accordance with requirements of GASB Statement No. 34, *Basic Financial Statements – and Management’s Discussion and Analysis – For State and Local Governments*, depreciation expense of the governmental activities was charged to functions as follows:

**COLUMBIA-BRAZORIA INDEPENDENT SCHOOL DISTRICT**  
**NOTES TO THE FINANCIAL STATEMENTS**  
**YEAR ENDED JUNE 30, 2012**

**NOTE 7. CAPITAL ASSETS (Continued)**

**Depreciation Expense (Continued)**

<u>Data Control Codes</u>	<u>Function</u>	<u>Amount</u>
0011	Instruction	\$ 1,126,707
0012	Instructional resources and media services	38,181
0021	Instructional leadership	22,658
0023	School leadership	122,683
0031	Guidance, counseling, and evaluation services	55,761
0033	Health services	25,026
0034	Student transportation	200,764
0035	Food service	34,481
0036	Extracurricular activities	63,718
0041	General administration	94,366
0053	Data processing services	<u>97,419</u>
	Total depreciation expense	<u>\$ 1,881,764</u>

**NOTE 8. LONG-TERM DEBT**

**Loans**

Long-term debts are accounted for through the appropriate fund, and consist of notes made in accordance with the provisions of the Texas Education Code. On February 1, 2007 the District issued notes in the amount of \$ 815,000 with net effective interest rates of 3.73 to 3.89% for the purchase of equipment and various fund maintenance projects. On August 14, 2009 the District issued notes in the amount of \$ 400,000 with a net effective interest rate of 4.84% for the renovations and roof repairs to the high school auditorium. During the year ended June 30, 2012, the District paid \$ 190,000 in principal payments and \$ 32,489 in interest on these loans.

The following is a summary of the District's loan debt at June 30, 2012:

<u>Date of Issue</u>	<u>Original Issue</u>	<u>Final Maturity</u>	<u>Interest Rates %</u>	<u>Outstanding Balance</u>
02-01-07	\$ 815,000	2013	3.73-3.89	\$ 190,000
08-14-09	<u>400,000</u>	2016	4.84	<u>370,000</u>
	<u>\$ 1,215,000</u>			<u>\$ 560,000</u>

The following is a summary of loan transactions for the year ended June 30, 2012:

Loan Balance - July 1, 2011	\$ 750,000
Maturities	<u>( 190,000)</u>
Loan Balance - June 30, 2012	<u>\$ 560,000</u>

**COLUMBIA-BRAZORIA INDEPENDENT SCHOOL DISTRICT**  
*NOTES TO THE FINANCIAL STATEMENTS*  
*YEAR ENDED JUNE 30, 2012*

**NOTE 8. LONG-TERM DEBT (Continued)**

**Loans (Continued)**

Presented below is a summary of loan requirements to maturity:

<u>Year Ended June 30</u>	<u>Principal</u>	<u>Interest</u>	<u>Total Requirement</u>
2013	\$ 200,000	\$ 25,057	\$ 225,057
2014	10,000	17,182	27,182
2015	130,000	13,794	143,794
2016	<u>220,000</u>	<u>5,324</u>	<u>225,324</u>
Totals	<u>\$ 560,000</u>	<u>\$ 61,357</u>	<u>\$ 621,357</u>

**Time Warrants**

Long-term debts are accounted for through the appropriate fund, and consist of time warrants made in accordance with the provisions of the Texas Education Code. On June 18, 2009, time warrants (Columbia-Brazoria Independent School District Maintenance Tax Warrants, Series 2009) in the amount of \$ 500,000 were issued with interest rates from 2.50% to 4.10% for construction of a building. During the year ended June 30, 2012, the District paid \$ 85,000 in principal payments and \$ 14,622 in interest on these warrants.

The following is a summary of the District's time warrant debt at June 30, 2012:

<u>Date of Issue</u>	<u>Original Issue</u>	<u>Final Maturity</u>	<u>Interest Rates %</u>	<u>Outstanding Balance</u>
06-08-09	\$ <u>500,000</u>	2015	2.50-4.10	\$ <u>350,000</u>
	<u>\$ 500,000</u>			<u>\$ 350,000</u>

The following is a summary of time warrant transactions for the year ended June 30, 2012:

Time Warrant Balance - July 1, 2011	\$ 435,000
Maturities	<u>( 85,000)</u>
Time Warrant Balance - June 30, 2012	<u>\$ 350,000</u>

Presented below is a summary of time warrant debt requirements to maturity.

<u>Year Ended June 30</u>	<u>Principal</u>	<u>Interest</u>	<u>Total Requirement</u>
2013	\$ 95,000	\$ 11,643	\$ 106,643
2014	95,000	8,270	103,270
2015	<u>160,000</u>	<u>3,280</u>	<u>163,280</u>
	<u>\$ 350,000</u>	<u>\$ 23,193</u>	<u>\$ 373,193</u>



**COLUMBIA-BRAZORIA INDEPENDENT SCHOOL DISTRICT***NOTES TO THE FINANCIAL STATEMENTS**YEAR ENDED JUNE 30, 2012***NOTE 8. LONG-TERM DEBT (Continued)****General Obligation Bonds**

Long-term debt includes par bonds, capital appreciation (deep discount) serial bonds, contractual obligations and loans. Contractual obligations are issued at parity with general obligation bonds, but carry a secondary revenue stream pledge; however, all certificates of obligation reported in the governmental activities statement of net assets are tax, not revenue, supported. This debt, unlike other tax-supported debt, can be issued without a vote of the citizens. Bond premiums and discounts are amortized using the straight-line method.

On September 1, 2011 the District issued \$ 8,119,998 Series 2011 Unlimited Tax Refunding Bonds. The refunding portion was for \$ 8,120,000 Unlimited Tax Schoolhouse Building Bonds, Series 2004.

On May 2, 2012 the District issued \$ 7,979,997 Series 2012 Unlimited Tax Refunding Bonds. The refunding portion was for \$ 7,980,000 Unlimited Tax Schoolhouse Building Bonds, Series 2004.

The following is a summary of the District's general obligation bonded debt at June 30, 2012:

<u>Date of Issue</u>	<u>Original Issue</u>	<u>Final Maturity</u>	<u>Interest Rates %</u>	<u>Outstanding Balance</u>
2004	\$ 28,175,000	2034	2.50-5.00	\$ 10,585,000
2007 REF	7,855,000	2025	4.00-4.10	7,575,000
2007 CAB	999,582	2017	4.10-4.20	1,209,194
2009	250,000	2014	5.25	230,000
2009 REF	2,730,000	2014	3.00-3.50	1,140,000
2011 REF	7,560,000	2030	2.00-4.00	7,560,000
2011 CAB	1,031,571	2027	3.88	1,064,963
2012 REF	7,640,000	2031	2.00-3.50	7,640,000
2012 CAB	<u>416,451</u>	2017	1.30	<u>417,309</u>
	<u>\$ 56,657,604</u>			<u>\$ 37,421,466</u>

The following is a summary of general obligation bond transactions for the year ended June 30, 2012:

General Obligation Bond Balance - July 1, 2011	\$ 37,786,962
Issued	16,648,022
Refunded	( 16,100,000)
Accretion	106,482
Maturities	<u>( 1,020,000)</u>
General Obligation Bond Balance - June 30, 2012	<u>\$ 37,421,466</u>

**COLUMBIA-BRAZORIA INDEPENDENT SCHOOL DISTRICT**  
**NOTES TO THE FINANCIAL STATEMENTS**  
**YEAR ENDED JUNE 30, 2012**

**NOTE 8. LONG-TERM DEBT (Continued)**

**General Obligation Bonds (Continued)**

Presented below is a summary of general obligation bond debt requirements to maturity.

<u>Year Ended</u> <u>June 30</u>	<u>Principal</u>	<u>Interest</u>	<u>Total</u> <u>Requirement</u>
2013	\$ 1,055,000	\$ 1,282,831	\$ 2,337,831
2014	1,290,000	1,280,378	2,570,378
2015	1,235,000	1,241,909	2,476,909
2016	1,280,000	1,201,462	2,481,462
2017	1,265,000	1,193,359	2,458,359
2018-2022	7,115,000	5,476,154	12,591,154
2023-2027	7,725,000	4,132,057	11,857,057
2028-2032	10,040,000	2,285,425	12,325,425
2033-2035	<u>7,420,000</u>	<u>549,675</u>	<u>7,969,675</u>
Totals	<u>\$ 38,425,000</u>	<u>\$ 18,643,250</u>	<u>\$ 57,068,250</u>

The \$ 1,003,534 difference between the general obligation bonds outstanding at June 30, 2012 of \$ 37,421,466 and the general obligation bond principal requirements of \$ 38,425,000 represents the amount of capital appreciation bonds to be accreted as interest over the life of these bonds.

Bond indebtedness of the District is recorded in the governmental activities statement of net assets and current requirements for principal and interest expenditures are accounted for in the Debt Service Fund. Proceeds of long-term issues are reflected as "Other Resources" in the operating statement of the recipient fund.

There are limitations and restrictions contained in the general obligation bond indentures. The District is in compliance with all significant limitations and restrictions at June 30, 2012.

**Debt Issuances and Defeased Debt**

During the year ended June 30, 2008, the District issued \$ 8,854,000 in Unlimited Tax Schoolhouse and Refunding Bonds, Series 2007, \$ 8,770,000 for the partial refunding of previously issued Unlimited Tax Schoolhouse Building, Series 1999. The District placed the proceeds of the refunding, in the amount of \$ 9,031,347, in an escrow fund. The escrow fund is irrevocably pledged to the payment of principal and interest on the issued being refunded. The difference between the cash flow required to service the old debt and that required to service the new debt and complete the refunding was a decrease of \$ 726,724. The economic gain resulting from the transaction was \$ 502,916. The outstanding balance of these defeased bonds at June 30, 2012 was \$ 8,770,000 and the balance held in escrow was \$ 8,856,630.

# **COLUMBIA-BRAZORIA INDEPENDENT SCHOOL DISTRICT**

## *NOTES TO THE FINANCIAL STATEMENTS*

*YEAR ENDED JUNE 30, 2012*

### **NOTE 8. LONG-TERM DEBT (Continued)**

#### **Debt Issuances and Defeased Debt (Continued)**

During the year ended June 30, 2010, the District issued \$ 2,730,000 in Unlimited Tax Schoolhouse and Refunding Bonds, Series 2009, \$ 2,735,000 for the refunding of previously issued Unlimited Tax Schoolhouse Building, Series 1999. The District placed the proceeds of the refunding, in the amount of \$ 2,795,477, in an escrow fund. The escrow fund is irrevocably pledged to the payment of principal and interest on the issued being refunded. The difference between the cash flow required to service the old debt and that required to service the new debt and complete the refunding was a decrease of \$ 105,778. The economic gain resulting from the transaction was \$ 96,969. The outstanding balance of these defeased bonds at June 30, 2012 was \$ 1,165,000 and the balance held in escrow was \$ 1,163,890.

During the year ended June 30, 2012, the District issued \$ 8,119,998 in Unlimited Tax Schoolhouse and Refunding Bonds, Series 2011, \$ 8,120,000 for the partial refunding of previously issued Unlimited Tax Schoolhouse Building, Series 2004. The District placed the proceeds of the refunding, in the amount of \$ 8,879,004, in an escrow fund. The escrow fund is irrevocably pledged to the payment of principal and interest on the issued being refunded. The difference between the cash flow required to service the old debt and that required to service the new debt and complete the refunding was a decrease of \$ 691,825. The economic gain resulting from the transaction was \$ 499,094. The outstanding balance of these defeased bonds at June 30, 2012 was \$ 8,120,000 and the balance held in escrow was \$ 8,699,482.

During the year ended June 30, 2012, the District issued \$ 7,979,997 in Unlimited Tax Schoolhouse and Refunding Bonds, Series 2012, \$ 7,980,000 for the partial refunding of previously issued Unlimited Tax Schoolhouse Building, Series 2004. The District placed the proceeds of the refunding, in the amount of \$ 8,462,946, in an escrow fund. The escrow fund is irrevocably pledged to the payment of principal and interest on the issued being refunded. The difference between the cash flow required to service the old debt and that required to service the new debt and complete the refunding was a decrease of \$ 930,072. The economic gain resulting from the transaction was \$ 804,660. The outstanding balance of these defeased bonds at June 30, 2012 was \$ 7,980,000 and the balance held in escrow was \$ 8,465,452.

**COLUMBIA-BRAZORIA INDEPENDENT SCHOOL DISTRICT**  
**NOTES TO THE FINANCIAL STATEMENTS**  
**YEAR ENDED JUNE 30, 2012**

**NOTE 8. LONG-TERM DEBT (Continued)**

**Changes in Long-Term Liabilities**

Long-term liability activity for the governmental activities for the year ended June 30, 2012 was as follows:

	<u>Balance</u> <u>07-01-11</u>	<u>Additions</u>	<u>Reductions</u>	<u>Balance</u> <u>06-30-12</u>	<u>Due Within</u> <u>One Year</u>
Long-Term Debt:					
General Obligation Bonds:					
Term Bonds	\$36,650,000	\$15,200,000	\$17,120,000	\$34,730,000	\$1,055,000
Capital appreciation bonds	<u>1,136,961</u>	<u>1,554,505</u>	<u>                    </u>	<u>2,691,466</u>	<u>( 97,840)</u>
	37,786,961	16,754,505	17,120,000	37,421,466	957,160
Loans	750,000		190,000	560,000	200,000
Warrants	435,000		85,000	350,000	95,000
Capital leases	103,494		38,426	65,068	42,323
Components of Long-Term Debt:					
Premium on general obligation bonds payable	67,271	727,409	35,382	759,298	57,827
Accrued interest payable	<u>666,088</u>	<u>551,461</u>	<u>666,088</u>	<u>551,461</u>	<u>551,461</u>
	<u>\$39,808,814</u>	<u>\$18,033,375</u>	<u>\$18,134,896</u>	<u>\$39,707,293</u>	<u>\$1,903,771</u>

**NOTE 9. LEASES**

**Capital Leases**

On November 5, 2008, the District entered into a capital lease authorized under local government code 45.103 for \$ 184,784 and is for thirteen copiers with a net effective interest rate of 9.70% and is a sixty month lease that expires in 2014.

The leased assets and related obligations are accounted for in the government activities column of the government-wide financial statements as capital assets and noncurrent liabilities. Current requirements for principal and interest payments are accounted for in the General Fund. During the year ended June 30, 2012, the District paid these leases with Debt Service expenditures for principal and interest in the amount of \$ 38,426 and \$ 8,359, respectively.

**COLUMBIA-BRAZORIA INDEPENDENT SCHOOL DISTRICT**  
**NOTES TO THE FINANCIAL STATEMENTS**  
**YEAR ENDED JUNE 30, 2012**

**NOTE 9. LEASES (Continued)**

**Capital Leases (Continued)**

The following is a schedule of future minimum lease payments under capital lease, together with the net present value of the minimum lease payments, as of June 30, 2012:

<u>Year Ended June 30</u>	<u>Amount</u>
2013	\$ 46,785
2014	<u>23,392</u>
Total	70,177
Less amount representing interest	<u>5,109</u>
Net present value of minimum lease payments	<u><u>\$ 65,068</u></u>

**Operating Leases**

Commitments under operating lease (non-capital) agreements for copier usage and maintenance provide for minimum future rental payments as of June 30, 2012 as follows:

<u>Year Ended June 30</u>	<u>Amount</u>
2013	\$ 38,401
2014	<u>19,201</u>
Total	<u><u>\$ 57,602</u></u>

Rental expenditures on the above-mentioned equipment for the year ended June 30, 2012 were \$ 38,401.

**NOTE 10. PENSION PLAN OBLIGATIONS**

*Plan Description* - The District contributes to the Teacher Retirement System of Texas (TRS), a cost sharing multiple employer defined benefit pension plan. TRS administers retirement and disability annuities, and death and survivor benefits to employees and beneficiaries of employees of the public school systems of Texas. It operates primarily under the provisions of the Texas Constitution, Article XVI, Sec. 67, and Texas Government Code, Title 8, Subtitle C. TRS also administers proportional retirement benefits and service credit transfer under Texas Government Code, Title 8, Chapters 803 and 805, respectively. The Texas state legislature has the authority to establish and amend benefit provisions of the pension plan and may, under certain circumstances, grant special authority to the TRS Board of Trustees.

*Funding Policy* - State law provides a state contribution rate of 6.0% for fiscal year 2011-2012 and 6.644% for fiscal years 2010 and 2011. State law further provides a member contribution rate of 6.4% for fiscal years 2010-2012. In certain instances, the reporting District is required to make all or a portion of the state's 6.0% contribution. Contribution requirements are not actuarially determined but are legally established each biennium pursuant to the following state funding policy: (1) The state constitution requires the legislature to establish a member

# COLUMBIA-BRAZORIA INDEPENDENT SCHOOL DISTRICT

## NOTES TO THE FINANCIAL STATEMENTS

YEAR ENDED JUNE 30, 2012

### NOTE 10. PENSION PLAN OBLIGATIONS (Continued)

contribution rate of not less than 6.0% of the member's annual compensation and a state contribution rate of not less than 6.0% and not more than 10.0% of the aggregate annual compensation of all members of the system during that fiscal year; (2) A state statute prohibits benefit improvements or contribution reductions if, as a result of the particular action, the time required to amortize TRS's unfunded actuarial liabilities would be increased to a period that exceeds 31 years, or, if the amortization period already exceeds 31 years, the period would be increased by such action.

*Types of staff members covered.* All staff members who are employed for one-half or more of the standard work load and who are not exempted from membership under Texas Government Code, Title 8, Subtitle C, Section 822.002 are covered. Service retirement is as follows:

Normal	any combination of age plus years of credited service which equals or exceeds 80 age 65 with 5 years of service
Reduced	age 55 with at least 5 years of credited service any age below 50 with 30 or more years of credited service

A member is fully vested after 5 years of creditable service and entitled to any benefit for which eligibility requirements have been met.

Contributions made by the State on behalf of the District are recorded in the financial statements as both revenue and expense. State contributions to TRS made on behalf of the District's employees for the years ended June 30, 2012, 2011, and 2010 were as follows:

	<u>2012</u>	<u>2011</u>	<u>2010</u>
District payroll	\$ 17,255,898	\$ 19,237,989	\$ 19,083,557
District TRS payroll	\$ 14,550,522	\$ 16,516,025	\$ 16,432,308
District contributions	\$ 139,569	\$ 214,743	\$ 182,340
Federal contributions	\$ 53,714	\$ 98,901	\$ 86,764
State contributions	\$ 673,106	\$ 613,311	\$ 653,823
Medicare part D	\$ 35,230	\$ 49,195	\$ 43,779
State contribution rate	6.000%	6.644%	6.644%
Employee contributions	\$ 931,236	\$ 1,057,060	\$ 1,055,179
Employee contribution rate	6.400%	6.400%	6.400%

TRS issues a publicly available financial report that includes financial statements and required supplementary information for the defined benefit pension plan. That report may be obtained by writing to the TRS Communications Department, 1000 Red River Street, Austin, Texas 78701, by calling the TRS Communications Department at 1-800-223-8778, or by downloading the report from the TRS Internet web-site, [www.trs.state.tx.us](http://www.trs.state.tx.us), under the TRS Publications heading.

**COLUMBIA-BRAZORIA INDEPENDENT SCHOOL DISTRICT**  
**NOTES TO THE FINANCIAL STATEMENTS**  
**YEAR ENDED JUNE 30, 2012**

**NOTE 11. LOCAL, INTERMEDIATE AND OUT-OF-STATE REVENUES**

For the year ended June 30, 2012, local and intermediate revenues for governmental funds consisted of the following:

	General Fund	Debt Service Fund	Other Funds	Total
Property Taxes	\$ 7,488,422	\$ 1,842,851	\$	\$ 9,331,273
Food sales			504,333	504,333
Investment income	37,860	7,955		45,815
Penalties, interest and other tax related income	171,932	37,827		209,759
Gifts and bequests	56,664			56,664
Co-curricular income	113,175			113,175
Other	<u>14,722</u>			<u>14,722</u>
Total	<u>\$ 7,882,775</u>	<u>\$ 1,888,633</u>	<u>\$ 504,333</u>	<u>\$ 10,275,741</u>

**NOTE 12. RISK MANAGEMENT**

The District is exposed to various risks of loss related to torts theft of, damage to and destruction of assets; errors and omissions; injuries to employees; and natural disasters. During fiscal year 2012, the district purchased commercial insurance to cover general liabilities. There were no significant reductions in coverage in the past fiscal year, and there were no settlements exceeding insurance coverage for each of the past three fiscal years.

**NOTE 13. SELF-INSURED UNEMPLOYMENT COMPENSATION**

Effective October 1, 2011, the District replaced their unemployment compensation insurance policy with a public entity risk-sharing pool that is managed by an independent third party administrator. Claims are evaluated and administered by this third party administrator and paid by the District. Claims administration has been provided by TASB Risk Management Fund during the year ended June 30, 2012.

The risk-sharing pool meets its quarterly obligation to the Texas Workforce Commission. Expenses are accrued monthly until the quarterly payment has been made. Expenses can be reasonably estimated; therefore, there is no need for specific or aggregate stop loss coverage for the risk-sharing pool.

The accrued liability for unemployment compensation pool of \$ 2,368 includes estimated incurred but not reported claims. This liability reported in the fund at June 30, 2012, is based on the requirements of Governmental Accounting Standards Board Statement No. 10, which requires that a liability for claims be reported if information prior to the issuance of the financial statements indicates that it is probable that a liability has been incurred as of the date of the financial statements, and the amount of loss can be reasonably estimated.

**COLUMBIA-BRAZORIA INDEPENDENT SCHOOL DISTRICT**

*NOTES TO THE FINANCIAL STATEMENTS*

*YEAR ENDED JUNE 30, 2012*

**NOTE 14. SELF-INSURED WORKERS' COMPENSATION**

Effective September 1, 1998, the District replaced their workers' compensation insurance policy with a self-insured plan that is managed by an independent third party administrator. Claims are evaluated and administered by this third party administrator and paid by the District. Claims administration has been provided by Claim Administrative Services, Inc. during the year ended June 30, 2012.

The accrued liability for Workers' Compensation self insurance of \$ 178,455 includes estimated incurred but not reported claims. This liability reported in the fund at June 30, 2012, is based on the requirements of Governmental Accounting Standards Board Statement No. 10, which requires that a liability for claims be reported if information prior to the issuance of the financial statements indicates that it is probable that a liability has been incurred as of the date of the financial statements, and the amount of loss can be reasonably estimated. Because actual claim liabilities depend on such complex factors as inflation, changes in legal doctrines, and damage awards, the process used in computing the liability does not result necessarily in an exact amount.

The following year-by-year exposure details the number of annual claims.

<u>Fiscal Year</u>	<u>Claims</u>
2002-03	34
2003-04	43
2004-05	16
* 2005-06	9
2006-07	14
2007-08	16
2008-09	13
2009-10	33
2010-11	35
2010-12	37
10 Period Average	25

\*Ten-months ended

Changes in the workers' compensation claims liability amounts in fiscal 2010-2011 and 2011-2012 are represented below:

	<u>Beginning of Fiscal-Year/ Period Liability</u>	<u>Current-Year/ Period Claims and Changes in Estimates</u>	<u>Claim Payments</u>	<u>Balance at Fiscal Year/ Period-End</u>
2010-2011 Workers' Compensation	\$ 204,204	\$( 10,021)	\$ 56,196	\$ 137,987
2011-2012 Workers' Compensation	137,987	128,067	87,599	178,455



**COLUMBIA-BRAZORIA INDEPENDENT SCHOOL DISTRICT**

*NOTES TO THE FINANCIAL STATEMENTS*

*YEAR ENDED JUNE 30, 2012*

**NOTE 15. LITIGATION AND CONTINGENCIES**

The District participates in numerous state and Federal grant programs, which are governed by various rules and regulations of the grantor agencies. Costs charged to the respective grant programs are subject to audit and adjustment by the grantor agencies; therefore, to the extent that the District has not complied with the rules and regulations governing the grants, if any, refunds of any money received may be required and the collectability of any related receivable at June 30, 2012 may be impaired. In the opinion of the District, there are no significant contingent liabilities relating to compliance with the rules and regulations governing the respective grants; therefore, no provision has been recorded in the accompanying combined financial statements for such contingencies.

**NOTE 16. JOINT VENTURED-SHARED SERVICE ARRANGEMENTS**

The District participates in a shared services arrangement with Energy for Schools which is the lead administrative organization for the purchase of electricity. Deer Park Independent School District serves as fiscal agent for this program. The expenditures are coded to function 93 and account 6492, Payment to Fiscal Agent/Member Districts of Shared Services Arrangements amount to \$ 776,246.

The District participates in an interlocal agreement with Damon Independent School District (DISD) for various services. The District is providing the following services for DISD: 1) maintenance services to school buildings and grounds, 2) technology network services for maintenance of technology equipment, 3) technology technician services for routine relocation and set up of computer, phone and other peripheral device, 4) transportation mechanic for routine maintenance to vehicles, 5) administrator services for supervisory, training, or appraisal services, and 5) school district officer services for security. The amounts charged and collected for personnel services are coded to revenue account 5729, Services to Other School Districts in the amount of \$ 18,298. The reimbursement of other expenditures is coded to various functions and accounts within the General Fund, in the amount of \$ 44,272. The total collected from Damon ISD for the year was \$ 62,570.

**NOTE 17. EVALUATION OF SUBSEQUENT EVENTS**

The District has evaluated subsequent events through October 26, 2012, the date which the financial statements were available to be issued.

***THIS PAGE LEFT BLANK INTENTIONALLY.***

**REQUIRED SUPPLEMENTARY INFORMATION**

**COLUMBIA-BRAZORIA INDEPENDENT SCHOOL DISTRICT**  
**SCHEDULE OF REVENUES, EXPENDITURES, AND CHANGES IN FUND BALANCES -**  
**BUDGET AND ACTUAL – GENERAL FUND**  
**YEAR ENDED JUNE 30, 2012**

**EXHIBIT G-1**  
**Page 1 of 1**

Data Control Codes		General Fund			Variance with Final Budget Positive (Negative)
		Budgeted Amounts		Actual	
		Original	Final		
<b>REVENUES:</b>					
5700	Local and intermediate sources	\$ 8,549,266	\$ 8,660,949	\$ 7,882,775	\$( 778,174)
5800	State program revenues	11,918,978	13,016,642	13,324,690	308,048
5900	Federal program revenues	<u>344,059</u>	<u>474,903</u>	<u>567,502</u>	<u>92,599</u>
5020	Total revenues	<u>20,812,303</u>	<u>22,152,494</u>	<u>21,774,967</u>	<u>( 377,527)</u>
<b>EXPENDITURES:</b>					
Current:					
0011	Instruction	11,690,884	11,424,230	9,974,252	1,449,978
0012	Instructional resources and media services	372,549	376,012	320,151	55,861
0013	Curriculum and staff development	93,136	122,465	66,391	56,074
0021	Instructional leadership	228,634	223,134	160,571	62,563
0023	School leadership	1,195,410	1,208,190	1,163,949	44,241
0031	Guidance, counseling, and evaluation services	549,064	549,139	532,793	16,346
0032	Social work services	9,678	9,678	1,053	8,625
0033	Health services	233,037	272,475	194,748	77,727
0034	Student transportation	1,036,189	1,447,355	1,353,663	93,692
0036	Extracurricular activities	763,016	849,042	793,011	56,031
0041	General administration	917,558	929,318	745,137	184,181
0051	Plant maintenance and operations	2,297,816	2,523,109	2,349,088	174,021
0052	Security and monitoring services	183,805	233,805	230,298	3,507
0053	Data processing services	688,153	959,384	883,637	75,747
0061	Community services	6,223	6,723	6,348	375
0071	Principal on long-term debt	322,551	323,551	323,426	125
0072	Interest on long-term debt	68,198	68,198	68,198	-0-
0073	Bond issuance costs and fees	1,500	1,500	1,500	-0-
0093	Payments related to shared services arrangements	900,000	870,000	776,246	93,754
0099	Other intergovernmental charges	<u>68,000</u>	<u>68,000</u>	<u>63,420</u>	<u>4,580</u>
6030	Total expenditures	<u>21,625,401</u>	<u>22,465,308</u>	<u>20,007,880</u>	<u>2,457,428</u>
1100	Excess (deficiency) of revenues over expenditures	<u>( 813,098)</u>	<u>( 312,814)</u>	<u>1,767,087</u>	<u>2,079,901</u>
<b>OTHER FINANCING SOURCES (USES):</b>					
7912	Sale of real or personal property		<u>1,665</u>	<u>1,665</u>	<u>-0-</u>
	Total other financing sources (uses)	<u>-0-</u>	<u>1,665</u>	<u>1,665</u>	<u>-0-</u>
1200	Net change in fund balances	<u>( 813,098)</u>	<u>( 311,149)</u>	<u>1,768,752</u>	<u>2,079,901</u>
0100	Fund balances – beginning (restated)	<u>5,206,171</u>	<u>5,206,171</u>	<u>5,206,171</u>	<u>-0-</u>
3000	Fund balances – ending	<u>\$ 4,393,073</u>	<u>\$ 4,895,022</u>	<u>\$ 6,974,923</u>	<u>\$ 2,079,901</u>

## **OTHER SUPPLEMENTARY INFORMATION**

**COLUMBIA-BRAZORIA INDEPENDENT SCHOOL DISTRICT**  
**COMBINING BALANCE SHEET**  
**NONMAJOR GOVERNMENTAL FUNDS**  
**JUNE 30, 2012**

Data Control Codes		211	224	225	226	Special 240
		ESEA Title I Part A	IDEA Part B Formula	IDEA Part B Preschool	IDEA Part B Discretionary	Child Nutrition Fund
<b>ASSETS:</b>						
1110	Cash and cash equivalents	\$	\$	\$	\$	\$ 455,826
1240	Receivables from other governments	108,745	82,528	573	28,804	9,366
1290	Other receivables					
1300	Inventories					31,851
1410	Deferred expenditures	<u>26,215</u>	<u>437</u>			
1000	Total assets	<u>\$ 134,960</u>	<u>\$ 82,965</u>	<u>\$ 573</u>	<u>\$ 28,804</u>	<u>\$ 497,043</u>
<b>LIABILITIES AND FUND BALANCES:</b>						
<b>Liabilities:</b>						
2110	Accounts payable	\$ 310	\$ 522	\$	\$	\$ 6,705
2160	Accrued wages payable	77,255	61,630		22,171	70,509
2170	Due to other funds	57,395	20,813	573	6,633	
2300	Deferred revenues					<u>21,689</u>
2000	Total liabilities	<u>134,960</u>	<u>82,965</u>	<u>573</u>	<u>28,804</u>	<u>98,903</u>
<b>Fund Balances:</b>						
<b>Non-Spendable:</b>						
3140	Inventories					31,851
3430	Prepaid items	26,215	437			
<b>Restricted:</b>						
3450	Food service					366,289
3590	Other					
<b>Unassigned:</b>						
3600	Unassigned fund balance	<u>( 26,215 )</u>	<u>( 437 )</u>			
3000	Total fund balances	<u>-0-</u>	<u>-0-</u>	<u>-0-</u>	<u>-0-</u>	<u>398,140</u>
4000	Total liabilities and fund balances	<u>\$ 134,960</u>	<u>\$ 82,965</u>	<u>\$ 573</u>	<u>\$ 28,804</u>	<u>\$ 497,043</u>

Revenue Funds							
244	255	262	263	266	279	283	285
Vocational Education Basic	Title II Part A Teacher/ Principal	Title II Part D Technology	Title III Part A LEP	ARRA Title XIV SFSF	ARRA Title II Part D Technology	IDEA Part B Formula ARRA - LEA	ESEA Title I Part A ARRA/Stimulus
\$ 7,624	\$ 18,549	\$	\$ 1,663	\$	\$	\$	\$
595							
<u>\$ 8,219</u>	<u>\$ 18,549</u>	<u>\$ -0-</u>	<u>\$ 1,663</u>	<u>\$ -0-</u>	<u>\$ -0-</u>	<u>\$ -0-</u>	<u>\$ -0-</u>
\$ 6,918	\$ 9,521	\$	\$ 1,663	\$	\$	\$	\$
1,301	9,028						
<u>8,219</u>	<u>18,549</u>	<u>-0-</u>	<u>1,663</u>	<u>-0-</u>	<u>-0-</u>	<u>-0-</u>	<u>-0-</u>
595							
( 595)							
<u>-0-</u>	<u>-0-</u>	<u>-0-</u>	<u>-0-</u>	<u>-0-</u>	<u>-0-</u>	<u>-0-</u>	<u>-0-</u>
<u>\$ 8,219</u>	<u>\$ 18,549</u>	<u>\$ -0-</u>	<u>\$ 1,663</u>	<u>\$ -0-</u>	<u>\$ -0-</u>	<u>\$ -0-</u>	<u>\$ -0-</u>

**COLUMBIA-BRAZORIA INDEPENDENT SCHOOL DISTRICT**  
**COMBINING BALANCE SHEET**  
**NONMAJOR GOVERNMENTAL FUNDS**  
**JUNE 30, 2012**

Data Control Codes		Special Revenue				
		287	289	404	410	415
		Education Jobs Fund	Summer School LEP	SSI (F) College Readiness Initiative	Instructional Materials (IMA)	Pre-Kindergarten
<b>ASSETS:</b>						
1110	Cash and cash equivalents	\$	\$ 1,110	\$	\$ 159	\$
1240	Receivables from other governments	97,503		12,134		
1290	Other receivables			12		
1300	Inventories					
1410	Deferred expenditures					
1000	Total assets	<u>\$ 97,503</u>	<u>\$ 1,110</u>	<u>\$ 12,146</u>	<u>\$ 159</u>	<u>\$ -0-</u>
<b>LIABILITIES AND FUND BALANCES:</b>						
<b>Liabilities:</b>						
2110	Accounts payable	\$	\$	\$ 4,357	\$	\$
2160	Accrued wages payable	77,378	1,110			
2170	Due to other funds	20,125		7,789		
2300	Deferred revenues					
2000	Total liabilities	<u>97,503</u>	<u>1,110</u>	<u>12,146</u>	<u>-0-</u>	<u>-0-</u>
<b>Fund Balances:</b>						
<b>Non-Spendable:</b>						
3410	Inventories					
3430	Prepaid items					
<b>Restricted:</b>						
3450	Food service					
3490	Other				159	
<b>Unassigned:</b>						
3600	Unassigned fund balances					
3000	Total fund balances	<u>-0-</u>	<u>-0-</u>	<u>-0-</u>	<u>159</u>	<u>-0-</u>
4000	Total liabilities and fund balances	<u>\$ 97,503</u>	<u>\$ 1,110</u>	<u>\$ 12,146</u>	<u>\$ 159</u>	<u>\$ -0-</u>



Funds

Total  
Nonmajor  
Governmental  
Funds

\$ 457,095  
367,489  
12  
31,851  
27,247

\$ 883,694

\$ 18,812  
319,574  
125,320  
21,689

485,395

31,851  
27,247

366,289  
159

( 27,247 )

398,299

\$ 883,694

**COLUMBIA-BRAZORIA INDEPENDENT SCHOOL DISTRICT**  
**COMBINING STATEMENT OF REVENUES, EXPENDITURES**  
**AND CHANGES IN FUND BALANCES - NONMAJOR GOVERNMENTAL FUNDS**  
**YEAR ENDED JUNE 30, 2012**

Data Control Codes		211	224	225	226	Special 240
		ESEA Title I Part A	IDEA Part B Formula	IDEA Part B Preschool	IDEA Part B Discretionary	Child Nutrition Fund
	REVENUES:					
5700	Local and intermediate sources	\$	\$	\$	\$	\$ 504,333
5800	State program revenues					35,101
5900	Federal program revenues	<u>639,024</u>	<u>501,699</u>	<u>22,975</u>	<u>154,712</u>	<u>1,075,516</u>
5020	Total revenues	<u>639,024</u>	<u>501,699</u>	<u>22,975</u>	<u>154,712</u>	<u>1,614,950</u>
	EXPENDITURES:					
	Current:					
0011	Instruction	543,703	422,311	22,975	154,712	
0012	Instructional resources and media services					
0013	Curriculum and staff development	3,985	716			
0021	Instructional leadership	13,245	27,827			
0031	Guidance, counseling and evaluation services	62,029	50,845			
0032	Social work services	16,062				
0033	Health services					
0035	Food service					1,550,166
0036	Extracurricular activities					
0052	Security and monitoring services					
0053	Data processing services					
6030	Total expenditures	<u>639,024</u>	<u>501,699</u>	<u>22,975</u>	<u>154,712</u>	<u>1,550,166</u>
1100	Excess (deficiency) of revenues over expenditures	-0-	-0-	-0-	-0-	64,784
	OTHER FINANCING SOURCES (USES):					
	Total other financing sources and (uses)					
1200	Net changes in fund balances	-0-	-0-	-0-	-0-	64,784
0100	Fund balances – beginning (restated)					<u>333,356</u>
3000	Fund balances – ending	<u>\$ -0-</u>	<u>\$ -0-</u>	<u>\$ -0-</u>	<u>\$ -0-</u>	<u>\$ 398,140</u>

Revenue Funds							
244	255	262	263	266	279	283	285
Vocational Education Basic	Title II Part A Teacher/ Principal	Title II Part D Technology	Title III Part A LEP	ARRA Title XIV SFSF	ARRA Title II Part D Technology	IDEA Part B Formula ARRA - LEA	ESEA Title I Part A ARRA/Stimulus
\$	\$	\$	\$	\$	\$	\$	\$
<u>38,062</u>	<u>142,588</u>		<u>9,911</u>	<u>385,977</u>	<u>316</u>	<u>29,749</u>	<u>57,746</u>
<u>38,062</u>	<u>142,588</u>	<u>-0-</u>	<u>9,911</u>	<u>385,977</u>	<u>316</u>	<u>29,749</u>	<u>57,746</u>
31,562	77,608		9,911	294,109	316	26,530	39,566
	25,613			576			
	39,367			10,777		3,219	2,556
6,500				11,912			6,829
				4,387			7,160
				48,902			1,635
				170			
				6,249			
				8,895			
<u>38,062</u>	<u>142,588</u>	<u>-0-</u>	<u>9,911</u>	<u>385,977</u>	<u>316</u>	<u>29,749</u>	<u>57,746</u>
-0-	-0-	-0-	-0-	-0-	-0-	-0-	-0-
-0-	-0-	-0-	-0-	-0-	-0-	-0-	-0-
<u>\$ -0-</u>	<u>\$ -0-</u>	<u>\$ -0-</u>	<u>\$ -0-</u>	<u>\$ -0-</u>	<u>\$ -0-</u>	<u>\$ -0-</u>	<u>\$ -0-</u>

**COLUMBIA-BRAZORIA INDEPENDENT SCHOOL DISTRICT**  
**COMBINING STATEMENT OF REVENUES, EXPENDITURES**  
**AND CHANGES IN FUND BALANCES - NONMAJOR GOVERNMENTAL FUNDS**  
**YEAR ENDED JUNE 30, 2012**

Data Control Codes		Special Revenue				
		287	289	404	410	415
		Education Jobs Fund	Summer School LEP	SSI (F) College Readiness Initiative	Instructional Materials (IMA)	Pre- Kindergarten
	REVENUES:					
5700	Local and intermediate sources	\$	\$	\$	\$	\$
5800	State program revenues			65,478	230,285	579
5900	Federal program revenues	<u>501,295</u>	<u>1,110</u>	<u>        </u>	<u>        </u>	<u>        </u>
5020	Total revenues	<u>501,295</u>	<u>1,110</u>	<u>65,478</u>	<u>230,285</u>	<u>579</u>
	EXPENDITURES:					
	Current:					
0011	Instruction	501,295	1,110	65,478	230,126	579
0012	Instructional resources and media services					
0013	Curriculum and staff development					
0021	Instructional leadership					
0031	Guidance, counseling and evaluation services					
0032	Social work services					
0033	Health services					
0035	Food service					
0036	Extracurricular activities					
0052	Security and monitoring services					
0053	Data processing services					
6030	Total expenditures	<u>501,295</u>	<u>1,110</u>	<u>65,478</u>	<u>230,126</u>	<u>579</u>
1100	Excess (deficiency) of revenues over expenditures	-0-	-0-	-0-	159	-0-
	OTHER FINANCING SOURCES (USES):					
	Total other financing sources and (uses)					
1200	Net changes in fund balances	-0-	-0-	-0-	159	-0-
0100	Fund balances – beginning (restated)					
3000	Fund balances – ending	<u>\$ -0-</u>	<u>\$ -0-</u>	<u>\$ -0-</u>	<u>\$ 159</u>	<u>\$ -0-</u>

Funds

Total  
Nonmajor  
Governmental  
Funds

\$ 504,333  
331,443  
3,560,680  
  
4,396,456

2,421,891  
576  
46,866  
99,180  
130,921  
17,697  
48,902  
1,550,166  
170  
6,249  
8,895

4,331,513

64,943

-0-

64,943

333,356

\$ 398,299

**COLUMBIA-BRAZORIA INDEPENDENT SCHOOL DISTRICT**  
**COMBINING STATEMENT OF NET ASSETS**  
**INTERNAL SERVICE FUNDS**  
**JUNE 30, 2012**

*EXHIBIT H-3*  
*Page 1 of 1*

<u>Data Control Codes</u>		<u>Unemployment Compensation</u>	<u>Worker's Compensation</u>	<u>Total (See D-1)</u>
	ASSETS:			
	Current Assets:			
1110	Cash and cash equivalents	\$ 14,341	\$ 807,465	\$ 821,806
	Total current assets	14,341	807,465	821,806
	Noncurrent Assets:			
	Total noncurrent assets	_____	_____	-0-
	Total assets	<u>14,341</u>	<u>807,465</u>	<u>821,806</u>
	LIABILITIES:			
	Current Liabilities:			
2110	Accounts payable	2,368		2,368
2165	Accrued expenses payable	_____	178,455	178,455
	Total current liabilities	2,368	178,455	180,823
	Noncurrent Liabilities:			
	Total noncurrent liabilities	_____	_____	-0-
	Total liabilities	<u>2,368</u>	<u>178,455</u>	<u>180,823</u>
	NET ASSETS:			
3900	Unrestricted net assets	<u>11,973</u>	<u>629,010</u>	<u>640,983</u>
	Total net assets	<u>\$ 11,973</u>	<u>\$ 629,010</u>	<u>\$ 640,983</u>

**COLUMBIA-BRAZORIA INDEPENDENT SCHOOL DISTRICT**  
**COMBINING STATEMENT OF REVENUES, EXPENSES, AND CHANGES**  
**IN FUND NET ASSETS - INTERNAL SERVICE FUNDS**  
**YEAR ENDED JUNE 30, 2012**

*EXHIBIT H-4*  
*Page 1 of 1*

	<u>Unemployment Compensation</u>	<u>Worker's Compensation</u>	<u>Total (See D-2)</u>
Operating Revenues:			
Charges for services	\$ <u>31,025</u>	\$ <u>233,644</u>	\$ <u>264,669</u>
Total operating revenues	<u>31,025</u>	<u>233,644</u>	<u>264,669</u>
Operating Expenses:			
Insurance claims and expenses	<u>19,114</u>	<u>190,322</u>	<u>209,436</u>
Total operating expenses	<u>19,114</u>	<u>190,322</u>	<u>209,436</u>
Operating income (loss)	<u>11,911</u>	<u>43,322</u>	<u>55,233</u>
Nonoperating Revenues (Expenses):			
Interest and investment revenue	<u>62</u>	<u>5,654</u>	<u>5,716</u>
Total nonoperating revenues (expenses)	<u>62</u>	<u>5,654</u>	<u>5,716</u>
Change in net assets	11,973	48,976	60,949
Net assets – beginning	<u>                    </u>	<u>580,034</u>	<u>580,034</u>
Net assets – ending	<u>\$ 11,973</u>	<u>\$ 629,010</u>	<u>\$ 640,983</u>

**COLUMBIA-BRAZORIA INDEPENDENT SCHOOL DISTRICT**  
**COMBINING STATEMENT OF CASH FLOWS**  
**INTERNAL SERVICE FUNDS**  
**YEAR ENDED JUNE 30, 2012**

*EXHIBIT H-5*  
*Page 1 of 1*

	Medical Plan	Worker's Compensation	Total (See D-3)
	<u>          </u>	<u>          </u>	<u>          </u>
<b>CASH FLOWS FROM OPERATING ACTIVITIES:</b>			
Receipts from customers	\$ 31,025	\$ 233,644	\$ 264,669
Claims paid	<u>( 16,746 )</u>	<u>( 149,854 )</u>	<u>( 166,600 )</u>
Net cash provided (used) by operating activities	<u>14,279</u>	<u>83,790</u>	<u>98,069</u>
<b>CASH FLOWS FROM NONCAPITAL FINANCING ACTIVITIES:</b>			
Net cash provided (used) by noncapital financing activities	<u>          </u>	<u>          </u>	<u>-0-</u>
<b>CASH FLOWS FROM CAPITAL AND RELATED FINANCING ACTIVITIES:</b>			
Net cash provided (used) by capital and related financing activities	<u>          </u>	<u>          </u>	<u>-0-</u>
<b>CASH FLOWS FROM INVESTING ACTIVITIES:</b>			
Interest and dividends	<u>62</u>	<u>5,654</u>	<u>5,716</u>
Net cash provided by investing activities	<u>62</u>	<u>5,654</u>	<u>5,716</u>
Net increase (decrease) in cash and cash equivalents	14,341	89,444	103,785
Balances – beginning	<u>          </u>	<u>718,021</u>	<u>718,021</u>
Balances – end	<u>\$ 14,341</u>	<u>\$ 807,465</u>	<u>\$ 821,806</u>
<b>RECONCILIATION OF OPERATING INCOME (LOSS) TO NET CASH PROVIDED (USED) BY OPERATING ACTIVITIES:</b>			
Operating income (loss)	\$ 11,911	\$ 43,322	\$ 55,233
Adjustments to Reconcile Operating Income (Loss) to Net Cash Provided (Used) by Operating Activities:			
Changes in Assets and Liabilities:			
Accounts payable	2,368		2,368
Accrued expenses payable	<u>          </u>	<u>40,468</u>	<u>40,468</u>
Net cash provided (used) by operating activities	<u>\$ 14,279</u>	<u>\$ 83,790</u>	<u>\$ 98,069</u>



***THIS PAGE LEFT BLANK INTENTIONALLY.***

**COLUMBIA-BRAZORIA INDEPENDENT SCHOOL DISTRICT**  
**SCHEDULE OF DELINQUENT TAXES RECEIVABLE**  
**YEAR ENDED JUNE 30, 2012**

Last Ten Years Ended August 31,	Tax Rates		3 Assessed/Appraised Value for School Tax Purposes	10 Beginning Balance July 1, 2011
	1 Maintenance	2 Debt Service		
2003 and Prior	\$ -----	\$ -----	\$ -----	\$ 350,336
2004	1.47980	0.09650	499,458,796	47,597
2005	1.47980	0.39020	534,111,658	65,032
2006	1.50000	0.27000	544,090,282	65,094
2007	1.37000	0.27000	592,613,476	75,510
2008	1.04000	0.25650	651,787,582	83,669
2009	1.04000	0.25650	760,691,631	174,008
2010	1.04000	0.25650	703,524,720	244,409
2011	1.04000	0.25650	737,684,998	504,021
2012 (School Year Under Audit)	1.04000	0.25650	724,747,551	
1000 Totals				\$ <u>1,609,676</u>

20	31	32	40	50
Current Year's Total Levy	Maintenance Total Collections	Debt Service Total Collections	Entire Year's Adjustments	Ending Balance June 30, 2012
\$	\$ 13,113	\$ 1,503	\$( 40,914)	\$ 294,806
	3,077	201	( 1,206)	43,113
	5,974	1,575	( 1,486)	55,997
	9,085	1,635	( 1,285)	53,089
	11,184	2,204	1,492	63,614
	12,101	2,985	981	69,564
	19,670	4,851	577	150,064
	50,202	12,382	( 448)	181,377
	200,909	49,551	( 15,409)	238,152
<u>9,396,352</u>	<u>7,171,396</u>	<u>1,768,715</u>	<u>23,424</u>	<u>479,665</u>
<u>\$ 9,396,352</u>	<u>\$ 7,496,711</u>	<u>\$ 1,845,602</u>	<u>\$( 34,274)</u>	<u>\$ 1,629,441</u>

**COLUMBIA-BRAZORIA SCHOOL DISTRICT**  
**SCHEDULE OF EXPENDITURES FOR COMPUTATION OF**  
**INDIRECT COST FOR 2012-2013**  
**GENERAL AND SPECIAL REVENUE FUNDS**  
**YEAR ENDED JUNE 30, 2012**

**EXHIBIT J-2**  
**Page 1 of 1**

Account Number	Account Name	1 (702) School Board	2 (703) Tax Office	3 (701) Supt's Office	4 (750) Indirect Cost	5 (720) Direct Costs	6 (Other) Miscellaneous	7 Total
611X-6146	PAYROLL COSTS	\$	\$	\$ 186,664	\$ 307,663	\$ 130,652	\$	\$ 624,979
6149	Fringe benefits (unused leave for separating employees in function 41 and related 53)							-0-
6149	Fringe benefits (unused leave for separating employees in all functions except 41 and related 53)							-0-
6211	Legal services	4,461						4,461
6212	Audit services				32,597			32,597
6213	Tax appraisal & collection		81,444					81,444
621X	Other professional services	1,360			33,888	9,689		44,937
6220	Tuition & transfer payments							-0-
6230	Education service centers				2,640	1,575		4,215
6240	Contract maint. & repair					38,234		38,234
6250	Utilities							-0-
6260	Rentals							-0-
6290	Miscellaneous contract							-0-
6320	Textbooks & reading							-0-
6330	Testing materials							-0-
63XX	Other supplies/materials	1,439		9,289	8,376	9,430		28,534
6410	Travel, subsistence, stipends	2,632		9,253	7,305	82		19,272
6420	Ins. & bonding costs	16,839						16,839
6430	Election costs							-0-
6490	Miscellaneous operating	19,108		1,025	2,312	2,795		25,240
6500	Debt service							-0-
6600	Capital outlay						3,644	3,644
<b>TOTAL</b>		<u>\$ 45,839</u>	<u>\$ 81,444</u>	<u>\$ 206,231</u>	<u>\$ 394,781</u>	<u>\$ 192,457</u>	<u>\$ 3,644</u>	<u>\$ 924,396</u>

Total expenditures for General and Special Revenue Funds (9) \$ 24,339,393

**FISCAL PERIOD**

Total Capital Outlay (6600)	(10) \$	866,101
Total Debt & Lease (6500)	(11)	393,124
Plant Maintenance (Function 51, 6100-6400)	(12)	2,127,696
Food (Function 35, 6341 and 6499)	(13)	740,405
Stipends (6413)	(14)	-0-
Column 4 (above) - Total Indirect Cost		<u>394,781</u>
Subtotal		<u>4,522,107</u>
Net Allowed Direct Cost		<u>\$ 19,817,286</u>

**CUMULATIVE**

Total Cost of Buildings before Depreciation (1520)	(15) \$	64,428,662
Historical Cost of Buildings over 50 years old	(16) \$	9,529,465
Amount of Federal Money in Building Cost (Net of Above)	(17) \$	-0-
Total Cost of Furniture and Equipment before Depreciation (1530 & 1540)	(18) \$	7,056,563
Historical Cost of Furniture & Equipment over 16 years old	(19) \$	272,770
Amount of Federal Money in Furniture & Equipment (Net of Above)	(20) \$	899,158

Note A - \$ 115,839 in Function 53 expenditures are included in this report on administrative costs.

\$ 63,420 in Function 99 expenditures for appraisal district costs are included in this report on administrative costs.

**COLUMBIA-BRAZORIA INDEPENDENT SCHOOL DISTRICT**  
**FUND BALANCE AND CASH FLOW CALCULATION WORKSHEET**  
**GENERAL FUND**  
**JUNE 30, 2012**  
**UNAUDITED**

EXHIBIT J-3  
Page 1 of 1

Data Control Code	Explanation	Amount
1	Total General Fund Balance as of 06/30/12 (Exhibit C-1 object 3000 for the General Fund only)	\$ <u>6,974,923</u>
2	Total Non-Spendable Fund Balance (from Exhibit C-1 - total of object 341X-344X for the General Fund only)	106,015
3	Total Restricted Fund Balance (from Exhibit C-1 - total of object 345X-349X for the General Fund only)	
4	Total Committed Fund Balance (from Exhibit C-1 – total of object 351X-354X for General Fund only)	
5	Total Assigned Fund Balance (from Exhibit C-1 – total of object 355X-359X for the General Fund only)	
6	Estimated amount needed to cover fall cash flow deficits in the General Fund (Net of borrowed funds representing deferred revenues)	4,952,709
7	Estimate of one month's average cash disbursements during the regular school session (9/1/12 - 5/31/13)	1,906,849
8	Estimate of delayed payments from state sources (58XX) including August payment delays.	
9	Estimate of underpayment from state sources equal to variance between Legislative Payment Estimate (LPE) and District Planning Estimate (DPE) or District's calculated earned state aid amount.	87,996
10	Estimate of delayed payments from federal sources (59XX).	
11	Estimate of expenditures to be reimbursed to General Fund from Capital Projects Fund (uses of General Fund cash after bond referendum and prior to issuance of bonds).	
12	Optimum fund balance and cash flow (2+3+4+5+6+7+8+9+10+11)	<u>7,053,569</u>
13	Excess (deficit) unassigned General Fund balance (1- 12)	\$( <u>78,646</u> )

**COLUMBIA-BRAZORIA INDEPENDENT SCHOOL DISTRICT**  
**SCHEDULE OF REVENUES, EXPENDITURES, AND CHANGES IN FUND BALANCES -**  
**BUDGET AND ACTUAL - FOOD SERVICE SPECIAL REVENUE FUND**  
**YEAR ENDED JUNE 30, 2012**

**EXHIBIT J-4**  
**Page 1 of 1**

Data Control Codes		Food Service Special Revenue Fund			Variance with Final Budget Positive (Negative)
		Budgeted Amounts		Actual	
		Original	Final		
	REVENUES:				
5700	Local and intermediate sources	\$ 601,539	\$ 569,900	\$ 504,333	\$( 65,567)
5800	State program revenues	42,139	42,139	35,101	( 7,038)
5900	Federal program revenues	<u>1,016,402</u>	<u>1,041,402</u>	<u>1,075,516</u>	<u>34,114</u>
5020	Total revenues	<u>1,660,080</u>	<u>1,653,441</u>	<u>1,614,950</u>	<u>( 38,491)</u>
	EXPENDITURES:				
	Current:				
0035	Food service	<u>1,627,941</u>	<u>1,748,841</u>	<u>1,550,166</u>	<u>198,675</u>
6030	Total expenditures	<u>1,627,941</u>	<u>1,748,841</u>	<u>1,550,166</u>	<u>198,675</u>
1100	Excess (deficiency) of revenues over expenditures	<u>32,139</u>	<u>( 95,400)</u>	<u>64,784</u>	<u>160,184</u>
	OTHER FINANCING SOURCES (USES):				
	Total other financing sources and (uses)	<u>-0-</u>	<u>-0-</u>	<u>-0-</u>	<u>-0-</u>
1200	Net change in fund balances	32,139	( 95,400)	64,784	160,184
0100	Fund balances – beginning	<u>333,356</u>	<u>333,356</u>	<u>333,356</u>	<u>-0-</u>
3000	Fund balances – ending	<u>\$ 365,495</u>	<u>\$ 237,956</u>	<u>\$ 398,140</u>	<u>\$ 160,184</u>

**COLUMBIA-BRAZORIA INDEPENDENT SCHOOL DISTRICT**  
**SCHEDULE OF REVENUES, EXPENDITURES, AND CHANGES IN FUND BALANCES -**  
**BUDGET AND ACTUAL - DEBT SERVICE FUND**  
**YEAR ENDED JUNE 30, 2012**

*Exhibit J-5*  
*Page 1 of 1*

Data Control Codes		Debt Service Fund			Variance with Final Budget Positive (Negative)
		Budgeted Amounts		Actual	
		Original	Final		
	REVENUES:				
5700	Local and intermediate sources	\$ 1,957,488	\$ 1,957,488	\$ 1,888,633	\$( 68,855)
5800	State program revenues	<u>633,272</u>	<u>633,272</u>	<u>503,095</u>	<u>( 130,177)</u>
5020	Total revenues	<u>2,590,760</u>	<u>2,590,760</u>	<u>2,391,728</u>	<u>( 199,032)</u>
	EXPENDITURES:				
	Current:				
0071	Principal on long-term debt	1,010,000	1,010,000	1,010,000	-0-
0072	Interest on long-term debt	1,474,678	1,519,799	1,493,927	25,872
0073	Bond issuance costs and fees	<u>106,082</u>	<u>295,573</u>	<u>290,398</u>	<u>5,175</u>
6030	Total expenditures	<u>2,590,760</u>	<u>2,825,372</u>	<u>2,794,325</u>	<u>31,047</u>
1100	Excess (deficiency) of revenues over expenditures	<u>-0-</u>	<u>( 234,612)</u>	<u>( 402,597)</u>	<u>( 167,985)</u>
	OTHER FINANCING SOURCES (USES):				
7911	Proceeds from bonds		16,849,153	16,648,022	( 201,131)
7916	Premium on issuance of bonds		727,409	727,409	-0-
8949	Payment to escrow agent		<u>( 17,341,950)</u>	<u>( 17,341,950)</u>	<u>-0-</u>
	Total other financing sources and (uses)	<u>-0-</u>	<u>234,612</u>	<u>33,481</u>	<u>( 201,131)</u>
1200	Net change in fund balances	-0-	-0-	( 369,116)	( 369,116)
0100	Fund balances – beginning	<u>1,876,109</u>	<u>1,876,109</u>	<u>1,876,109</u>	<u>-0-</u>
3000	Fund balances – ending	<u>\$ 1,876,109</u>	<u>\$ 1,876,109</u>	<u>\$ 1,506,993</u>	<u>\$( 369,116)</u>

***THIS PAGE LEFT BLANK INTENTIONALLY.***



**FEDERAL AWARDS SECTION**

***THIS PAGE LEFT BLANK INTENTIONALLY.***

# KENNEMER, MASTERS & LUNSFORD

CERTIFIED PUBLIC ACCOUNTANTS

Limited Liability Company

Lake Jackson Office  
8 West Way Court  
Lake Jackson, Texas 77566  
(979) 297-4075 Fax: (979) 297-6648  
(800) 399-4075

Houston Office:  
10260 Westheimer, Suite 410  
Houston, Texas 77042  
(281) 974-3416 Fax: (281) 974-3764

## Independent Auditor's Report

Report on Internal Control Over Financial Reporting and on Compliance and Other Matters Based  
on an Audit of Financial Statements Performed in Accordance with *Government Auditing  
Standards*

October 26, 2012

Board of Trustees  
Columbia-Brazoria Independent School District  
West Columbia, Texas

We have audited the financial statements of the governmental activities, each major fund, and the aggregate remaining fund information of Columbia-Brazoria Independent School District (the "District") as of and for the year ended June 30, 2012, which collectively comprise the District's basic financial statements and have issued our report thereon dated October 26, 2012. We conducted our audit in accordance with auditing standards generally accepted in the United States of America and the standards applicable to financial audits contained in *Government Auditing Standards*, issued by the Comptroller General of the United States.

### Internal Control Over Financial Reporting

Management of the District is responsible for establishing and maintaining effective internal control over financial reporting. In planning and performing our audit, we considered the District's internal control over financial reporting as a basis for designing our auditing procedures for the purpose of expressing our opinions on the financial statements, but not for the purpose of expressing an opinion on the effectiveness of the District's internal control over financial reporting. Accordingly, we do not express an opinion on the effectiveness of the District's internal control over financial reporting.

A *deficiency in internal control* exists when the design or operation of a control does not allow management or employees, in the normal course of performing their assigned functions, to prevent, or detect and correct misstatements on a timely basis. A *material weakness* is a deficiency, or a combination of deficiencies, in internal control such that there is a reasonable possibility that a material misstatement of the entity's financial statements will not be prevented, or detected and corrected on a timely basis.

[www.kmkwllc.com](http://www.kmkwllc.com) – Email: [kmkw@kmkwllc.com](mailto:kmkw@kmkwllc.com)

Internal Control Over Financial Reporting (continued)

Our consideration of internal control over financial reporting was for the limited purpose described in the first paragraph of this section and was not designed to identify all deficiencies in internal control over financial reporting that might be deficiencies, significant deficiencies, or material weaknesses. We did not identify any deficiencies in internal control over financial reporting that we consider to be material weaknesses, as defined above.

Compliance and Other Matters

As part of obtaining reasonable assurance about whether the District's financial statements are free of material misstatement, we performed tests of its compliance with certain provisions of laws, regulations, contracts, and grant agreements, noncompliance with which could have a direct and material effect on the determination of financial statement amounts. However, providing an opinion on compliance with those provisions was not an objective of our audit, and accordingly, we do not express such an opinion. The results of our tests disclosed no instances of noncompliance or other matters that are required to be reported under *Government Auditing Standards*.

We noted certain matters that we reported to management of the District, in a separate letter dated October 26, 2012.

This report is intended solely for the information and use of management, the Board of Trustees, and federal awarding agencies and pass-through entities and is not intended to be and should not be used by anyone other than these specified parties.

*Kennemer, Masters & Hungford, LLC*

# KENNEMER, MASTERS & LUNSFORD

CERTIFIED PUBLIC ACCOUNTANTS  
Limited Liability Company

Lake Jackson Office  
8 West Way Court  
Lake Jackson, Texas 77566  
(979) 297-4075 Fax: (979) 297-6648  
(800) 399-4075

Houston Office:  
10260 Westheimer, Suite 410  
Houston, Texas 77042  
(281) 974-3416 Fax: (281) 974-3764

## Independent Auditor's Report

Report on Compliance with Requirements That Could Have a Direct and Material Effect on Each Major Program and on Internal Control Over Compliance in Accordance with OMB Circular A-133

October 26, 2012

Board of Trustees  
Columbia-Brazoria Independent School District  
West Columbia, Texas

### Compliance

We have audited Columbia-Brazoria Independent School District's (the "District") compliance with the types of compliance requirements described in the *OMB Circular A-133 Compliance Supplement* that could have a direct and material effect on each of the District's major federal programs for the year ended June 30, 2012. The District's major federal programs are identified in the summary of auditor's results section of the accompanying schedule of findings and questioned costs. Compliance with the requirements of laws, regulations, contracts, and grants applicable to each of its major federal programs is the responsibility of the District's management. Our responsibility is to express an opinion on the District's compliance based on our audit.

We conducted our audit of compliance in accordance with auditing standards generally accepted in the United States of America; the standards applicable to financial audits contained in *Government Auditing Standards*, issued by the Comptroller General of the United States; and OMB Circular A-133, *Audits of States, Local Governments, and Non-Profit Organizations*. Those standards and OMB Circular A-133 require that we plan and perform the audit to obtain reasonable assurance about whether noncompliance with the types of compliance requirements referred to above that could have a direct and material effect on a major federal program occurred. An audit includes examining, on a test basis, evidence about the District's compliance with those requirements and performing such other procedures as we considered necessary in the circumstances. We believe that our audit provides a reasonable basis for our opinion. Our audit does not provide a legal determination on the District's compliance with those requirements.

In our opinion, the District, complied, in all material respects, with the compliance requirements referred to above that could have a direct and material effect on each of its major federal programs for the year ended June 30, 2012.

www.kmkwllc.com – Email: kmkw@kmkwllc.com

### Internal Control Over Compliance

Management of the District is responsible for establishing and maintaining effective internal control over compliance with the requirements of laws, regulations, contracts, and grants applicable to federal programs. In planning and performing our audit, we considered the District's internal control over compliance with the requirements that could have a direct and material effect on a major federal program to determine the auditing procedures for the purpose of expressing our opinion on compliance and to test and report on internal control over compliance in accordance with OMB Circular A-133, but not for the purpose of expressing an opinion on the effectiveness of internal control over compliance. Accordingly, we do not express an opinion on the effectiveness of the District's internal control over compliance.

*A deficiency in internal control over compliance* exists when the design or operation of a control over compliance does not allow management or employees, in the normal course of performing their assigned functions, to prevent, or detect and correct, noncompliance with a type of compliance requirement of a federal program on a timely basis. *A material weakness in internal control over compliance* is a deficiency, or combination of deficiencies, in internal control over compliance, such that there is a reasonable possibility that material noncompliance with a type of compliance requirement of a federal program will not be prevented, or detected and corrected, on a timely basis.

Our consideration of the internal control over compliance was for the limited purpose described in the first paragraph of this section and was not designed to identify all deficiencies in internal control over compliance that might be deficiencies, significant deficiencies, or material weaknesses. We did not identify any deficiencies in internal control over compliance that we consider to be material weaknesses, as defined above.

This report is intended solely for the information and use of management, Board of Trustees, and federal awarding agencies and pass-through entities and is not intended to be and should not be used by anyone other than these specified parties.

*Kennerly, Masters & Hunsford, LLC*

**COLUMBIA-BRAZORIA INDEPENDENT SCHOOL DISTRICT**  
*SCHEDULE OF FINDINGS AND QUESTIONED COSTS*  
*YEAR ENDED JUNE 30, 2012*

Page 1 of 1

I. Summary of auditor's results:

1. Type of auditor's report issued on the financial statements: Unqualified.
2. No internal control findings, required to be reported in this schedule, were disclosed in the audit of the financial statements.
3. Noncompliance, which is material to the financial statements: None.
4. No internal control findings, required to be reported in this schedule, were disclosed in the audit of the major programs.
5. Type of auditor's report on compliance for major programs: Unqualified.
6. Did the audit disclose findings, which are required to be reported under Sec.\_510(a): No.
7. Major programs include:
  - Food Service Cluster Programs:
    - 10.553 National School Breakfast Program
    - 10.555 National School Lunch Program
    - 10.555 U.S.D.A. Commodities
  - 84.410 Education Jobs Fund
  - 84.394 ARRA - Title XIV - SFSF
8. Dollar threshold used to distinguish between Type A and Type B programs: \$ 300,000.
9. Low risk auditee: Yes.

II. Findings related to the financial statements

The audit disclosed no findings required to be reported.

III. Findings and questioned costs related to the federal awards.

The audit disclosed no findings required to be reported.

**COLUMBIA-BRAZORIA INDEPENDENT SCHOOL DISTRICT**  
*SCHEDULE OF STATUS OF PRIOR FINDINGS*  
*YEAR ENDED JUNE 30, 2012*

*Page 1 of 1*

None.



**COLUMBIA-BRAZORIA INDEPENDENT SCHOOL DISTRICT**  
*CORRECTIVE ACTION PLAN*  
*YEAR ENDED JUNE 30, 2012*

*Page 1 of 1*

None.

**COLUMBIA-BRAZORIA INDEPENDENT SCHOOL DISTRICT**  
**SCHEDULE OF EXPENDITURES OF FEDERAL AWARDS**  
**YEAR ENDED JUNE 30, 2012**

**EXHIBIT K-1**  
**Page 1 of 2**

Federal Grantor/Pass-Through Grantor/Program Title	Federal CFDA Number	Pass Through Entity Identifying Number	Expenditures Indirect Costs or Award Amount
<u>U.S. Department of Education</u>			
Passed Through State Department of Education:			
ESEA Title I Part A, Improving Basic Programs	84.010	11610101020907	\$ 15,684
ESEA Title I, Part A, Improving Basic Programs	84.010	12610101020907	<u>623,340</u>
			<u>639,024</u>
ESEA Title I Part A - ARRA/Stimulus	84.389	10551001020907	<u>57,746</u>
IDEA Part B, Formula	84.027	116600010209076600	11,937
IDEA Part B, Formula	84.027	126600010209076600	489,762
IDEA Part B, High Cost	84.027	12660006020907	<u>154,712</u>
			<u>656,411</u>
IDEA Part B, Formula - ARRA - LEA	84.391	10554001020907	<u>29,749</u>
IDEA Part B, Preschool	84.173	126610010209076610	<u>22,975</u>
Education Jobs Fund	84.410	11550101020907	<u>501,295</u>
ARRA - Title XIV - SFSF	84.394	11557001020907	<u>385,977</u>
Vocational Education, Basic Grant	84.048	1242000602090704	<u>38,062</u>
Title III, Part A - Bilingual	84.365	11671001020907	667
Title III, Part A - Bilingual	84.365	12671001020907	<u>9,244</u>
			<u>9,911</u>
Title II, Part A - Teacher/Principal	84.367	11694501020907	20,797
Title II, Part A - Teacher/Principal	84.367	12694501020907	<u>121,791</u>
			<u>142,588</u>
ARRA - Title II, Part D - Technology	84.386	10553001020907	<u>316</u>
Summer School LEP	84.369	69551002	<u>1,110</u>
<b>TOTAL U.S. DEPARTMENT OF EDUCATION</b>			<b>\$ <u>2,485,164</u></b>
<u>U. S. Department of Agriculture</u>			
Direct Program:			
Commodity Supplement Program	10.555	---	<u>\$ 37,672</u>
Passed Through State Department of Education:			
School Breakfast Program	10.553	71401201	332,534
National School Lunch Program	10.555	71301201	<u>705,310</u>
			<u>1,037,844</u>
<b>TOTAL DEPARTMENT OF AGRICULTURE</b>			<b>\$ <u>1,075,516</u></b>

**COLUMBIA-BRAZORIA INDEPENDENT SCHOOL DISTRICT**  
**SCHEDULE OF EXPENDITURES OF FEDERAL AWARDS - Continued**  
**YEAR ENDED JUNE 30, 2012**

*EXHIBIT K-1*  
*Page 2 of 2*

<u>Federal Grantor/Pass-Through Grantor/Program Title</u>	<u>Federal CFDA Number</u>	<u>Pass Through Entity Identifying Number</u>	<u>Expenditures Indirect Costs or Award Amount</u>
<u>U.S. Department of Health and Human Services</u>			
Passed Through Houston Independent School District:			
Medicaid Administrative Claiming (MAC)	93.778	---	\$ <u>18,376</u>
TOTAL DEPARTMENT OF HEALTH AND HUMAN SERVICES			\$ <u>18,376</u>
TOTAL FEDERAL ASSISTANCE			\$ <u>3,579,056</u>
RECONCILIATION:			
Federal program revenues (Exhibit C-2)			\$ 4,128,182
Less: School Health and Related Services (SHARS) not considered federal revenue for the Schedule of Federal Awards			( <u>549,126</u> )
Total federal financial assistance (Schedule of expenditures of Federal Awards)			\$ <u>3,579,056</u>

See notes to supplement Schedule of Expenditures of Federal Awards.

## **COLUMBIA-BRAZORIA INDEPENDENT SCHOOL DISTRICT**

### *NOTES ON ACCOUNTING POLICIES FOR FEDERAL AWARDS*

*YEAR ENDED JUNE 30, 2012*

1. The District utilizes the fund types specified in the Texas Education Agency Resource Guide.

Special Revenue Funds - are used to account for resources restricted to, or designated for, specific purposes by a grantor. Federal and state financial assistance generally is accounted for in the Special Revenue Fund. Generally, unused balances are returned to the grantor at the close of specified project periods.

2. The accounting and financial reporting treatment applied to a fund is determined by its measurement focus. The Governmental Fund types and agency funds are accounted for using a current financial resources measurement focus. All federal grant funds were accounted for in the Special Revenue Fund, a component of the Governmental Fund type. With this measurement focus, only current assets and current liabilities generally are included on the balance sheet. Operating statements of these funds present increases (i.e., revenues and other financing sources) and decreases (i.e., expenditures and other financing uses) in net current assets.

The modified accrual basis of accounting is used for the Governmental Fund Types. This basis of accounting recognizes revenues in the accounting period in which they become susceptible to accrual, i.e., both measurable and available, and expenditures in the accounting period in which the fund liability is incurred, if measurable, except for unmatured interest on General Long-Term Debt, which is recognized when due, and certain compensated absences and claims and judgments, which are recognized when the obligations are expected to be liquidated with expendable available financial resources.

Federal grant funds are considered to be earned to the extent of expenditures made under the provisions of the grant, and, accordingly, when such funds are received, they are recorded as deferred revenues until earned.

3. Commodity Supplement (CFDA 10.555) received like kind goods and no grant revenue received was reported on the schedule for the monetary value of these goods. The monetary value of goods received was \$ 37,282, while the monetary value of goods used and recognized as income and expenditures was \$ 37,672.
4. The District participates in numerous State and Federal grant programs that are governed by various rules and regulations of the grantor agencies. Costs charged to the respective grant programs are subject to audit and adjustment by the grantor agencies; therefore, to the extent that the District has not complied with the rules and regulations governing the grants, if any, refunds of any money received may be required and the collectability of any related receivable at June 30, 2012 may be impaired. In the opinion of the District, there are no significant contingent liabilities relating to compliance with the rules and regulations governing the respective grants; therefore, no provisions have been recorded in the accompanying combined financial statements for such contingencies.

**SCHEDULE FOR ELECTRONIC FILING**

***THIS PAGE LEFT BLANK INTENTIONALLY.***

**COLUMBIA-BRAZORIA INDEPENDENT SCHOOL DISTRICT**  
*REQUIRED RESPONSES TO SELECTED SCHOOL FIRST INDICATORS*  
 JUNE 30, 2012

*SCHEDULE L-1*  
*Page 1 of 1*

<u>Code</u>	<u>Questions</u>	<u>Responses</u>
SF2	Were there any disclosures in the Annual Financial Report and/or other sources of information concerning default on bonded indebtedness obligations?	No
SF4	Did the District receive a clean audit? – Was there an unqualified opinion in the Annual Financial Report?	Yes
SF5	Did the Annual Financial Report disclose any instances of material weaknesses in internal controls?	No
SF9	Was there any disclosure in the Annual Financial Report of material noncompliance?	No
SF10	What was the total accumulated accretion on capital appreciation bonds included in the government-wide financial statements at fiscal year-end?	\$ 243,861

***THIS PAGE LEFT BLANK INTENTIONALLY.***