



2nd Grade Homework

November 13 - 16, 2011



Monday

No School!

Tuesday

There will be no spelling this week. Complete Math Problems Solving pages 35 and 36, which review class lessons 7.3 and 7.4. Also, complete both sides of the "Thanksgiving" paper. Have an adult check your work for errors, and sign after you make corrections. Practice math facts with an adult. Read!

Wednesday

Tonight, you will do "family homework". Ask a parent to work with you. Read the selection, "Michael's Racetrack," aloud to an adult. Then, with adult guidance, talk about "making predictions and irony" together and write complete sentences to answer the comprehension questions. You will both sign this paper. All homework is due tomorrow. Read!

Thursday

This is a paper-free night. Read!

Let us
give
Thanks

Reminder:
All week 12:30 PM dismissal!

Count Collections

Think of a way to solve each problem.

1. Mei had these coins.



She spent 1 quarter. How much money did she have left? 21¢

2. These coins are in Roger's bank.



Roger adds 1 nickel. How much money is in Roger's bank now? _____¢

3. Dorothy has these coins.



She gets another coin. Now she has 50¢.
What coin did she get? _____

Mark the correct answer.

4. Which is the total amount?



- 36¢
- 41¢
- 46¢
- 51¢

5. Which is the total amount?



- 20¢
- 17¢
- 22¢
- 16¢

Understand

Plan

Solve

Check

1 Dollar

Draw and label coins to solve.

1. Bruce has 11 coins that equal \$1.00. Some are dimes. Some are nickels. How many of each coin does he have?

9 dimes 2 nickels

2. Antonio has 11 coins that equal \$1.00. Some are half-dollars. Some are nickels. How many of each coin does Antonio have?

_____ half-dollar _____ nickels

3. Neil has 8 coins that equal \$1.00. Some are quarters. Some are nickels. How many of each coin does Neil have?

_____ quarters _____ nickels

Mark the correct answer.

4. How many \$1.00?



equal

 2 10 4 25

5. How many \$1.00?



equal

 2 10 4 20

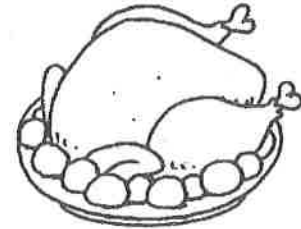
Name _____

It's Thanksgiving Time

Read the story about Thanksgiving below. Then fill in the circle for the best answer to each question.

We Give Thanks

Thanksgiving is a day for people to give thanks for what they have. Each fall, Americans celebrate this holiday on the fourth Thursday in November. This year, it takes place on November 26.



In 1621, the Pilgrims and Native Americans had a feast to celebrate the **harvest**. A harvest is a gathering of food that has been grown.

That harvest feast helped start the American tradition of Thanksgiving. Today, people still share food with their families and friends on this special day.

Patrick Giguere

1. On which day do Americans celebrate Thanksgiving?

- (A) the first Monday in November
- (B) the fourth Thursday in November

2. What is a harvest?

- (A) a holiday
- (B) a gathering of food

3. When did the Native Americans and Pilgrims have a harvest feast?

- (A) 1621
- (B) 1926

4. What is Thanksgiving?

- (A) It is a day for people to give thanks for what they have.
- (B) It is a day to gather food that has been grown.


 TRY
THIS!

What are some things for which you are thankful?

Name: _____

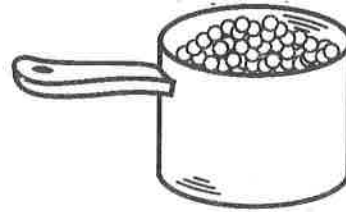
Make Cranberry Sauce!

Read the recipe for Wampanoag cranberry sauce. Then, answer the questions below.

Wampanoag Cranberry Sauce

What You Need:

- 2 cups cranberries
- 1 cup water
- 1 cup sugar



What to Do:

1. Wash the cranberries.
 2. Put the berries and water in a saucepan.
 3. Cook until the berries are soft.
 4. Add the sugar.
 5. Cook 3 to 5 minutes more, or until the berries are boiling.
 6. Let the sauce cool down. Time to eat!
- Serves 12 to 16 people.

1. How many cups of water do you need?

1 cup

2 cups

3 cups

2. What do you do first to make the cranberry sauce?

Cook the berries.

Wash the berries.

Add the sugar.

3. What do you do after the berries are boiling?

Add the sugar.

Let the sauce cool down.

Add the water.

BRAIN BUILDER

This recipe tells how to make cranberry sauce for how many people? _____

Michael's Racetrack

*LISTEN to
your child read
this story aloud.*

For two weeks, five-year-old Michael kept asking his parents to let him drive his new race car. Every morning and every night he would say, "Please, Mommy, please. I need to drive my cars."


Michael's father built a racing track in the backyard that was just the right size for the new car. Then one evening after supper, Michael's father helped him put on his racing clothes. He had a tiny racing suit that zipped up the front. He had a racing helmet. He had racing gloves and shoes. He even had goggles. His father strapped him safely into the car and started the engine.

Michael's mother got out some chairs and iced tea. She put the chairs near the big track in the backyard. She sat down and waited to watch Michael drive his car round and round the track.

Here came Michael! But then he did something his mother didn't expect. He drove off the racetrack and onto the grass in the middle of the track. He turned the steering wheel all the way to the left and shoved the gas pedal down hard. The car began to spin in a circle. Three times around he went.

The tires made a perfect circle of dirt in the grass. Then Michael turned off the car and climbed out. He seemed to know just what he wanted. He sat on the ground and reached into his pocket. He got out his favorite tiny toy cars and began to play with them in the new flattened dirt.

Michael's parents looked at each other and burst out laughing. They realized now that Michael had not really wanted to drive his big race car. Instead, he had his own plan. He had just needed to make a perfect, little racetrack for his toy cars.



By Susan Seay



Dear Parents,

This story has been included because it has a surprise ending. The whole story builds up to the main event of Michael's driving his race car around the track, but in the end, he doesn't drive it around the track at all.

It is important to encourage children to make predictions, both before and during reading, about what they think will happen in the story. It is equally important to check later to see if the predictions turned out to be correct.

When the story has an unusual twist, as this one does, it is called "irony." While we do not expect young students to grasp the concept of irony, they can certainly see the humor in this situation. In later reading, they will be able to connect the idea of irony with the humorous or, at least as often, tragic results that such unexpected twists typically bring to a plot.

Skill

Making Predictions; Noticing Irony

We completed this assignment together.

(Child's Signature)

(Parent's Signature)

The Questions



Together write simple answers to the following questions.

1. What did Michael's parents expect him to do with his real race car?

2. Did you expect the same thing? _____

3. Michael did not do what everyone thought he would. What did he do instead?

4. Michael gave a tiny hint about his plan when he kept asking to drive. What did he say to his mother that might be a clue?

5. How did Michael's parents feel about what he did? _____

How do you know? _____