

2nd Grade Homework

January 14 - 17, 2013

Monday

Study this week's spelling list for Friday's test. Complete the "Spelling ABC" worksheet. Complete the "Clowning Around" worksheet. Have an adult check and sign your homework, after it is corrected.

Read!

Tuesday

Study your spelling words. Complete Math Problems Solving pages 53, 54, 55 and 56. Read!

Wednesday

Study your spelling words. Complete both sides of the "Main Idea & Details" sheet. Have an adult check your work for errors, and sign after you make corrections. Practice math facts with an adult. All homework is due tomorrow. Read!

Thursday

Review the spelling words for tomorrow's test. Read!

Reminder

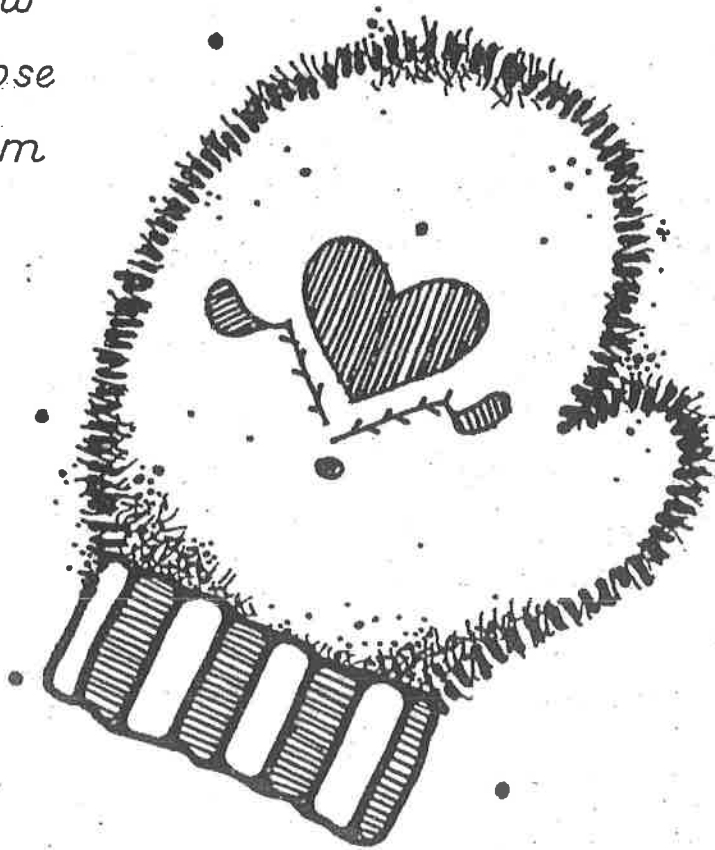
No school on Monday, January 21.
(Martin Luther King, Jr.'s Day)

Lesson 15

Vowel Digraphs - oo, oo, aw, au

Spelling Words

- | | |
|-----------|----------------|
| 1. shook | 11. to |
| 2. food | 12. too |
| 3. saw | *13. afternoon |
| 4. tooth | *14. taught |
| 5. wood | *15. would |
| 6. paw | |
| 7. fault | |
| 8. draw | |
| 9. choose | |
| 10. bloom | |



Name: _____

Date: _____

Spelling Lesson 15 - Vowel Digraphs - oo, oo, au, au

Word List

Vowels


Syllables

ABC Order

	Vowels	Syllables	ABC Order
1 shook			
2 food			
3 saw			
4 tooth			
5 wood			
6 paw			
7 fault			
8 draw			
9 choose			
10 bloom			
11 to			
12 too			
*13 afternoon			
*14 taught			
*15 would			

Clowning Around

Name _____



Word List

clown


our down

count how town

house about now out

My Own Special Words

Write the **ou** words that make the vowel sound you hear in

Write the **ow** words that make the vowel sound you hear in

Read each sentence. Use the Word List to write the missing word in the boxes.

1. Sally lives in the _____
on the corner.

--	--	--	--	--

2. Do you know _____ to
make a robot?

--	--	--

3. Please take the towels
_____ of the dryer.

--	--	--	--

4. We must leave for
the airport _____!

--	--	--

5. It is _____ time for
the race to start.

--	--	--	--	--

6. They rode the
elevator _____ to the
bottom floor.

--	--	--	--

7. This is _____ new, four-
wheel drive truck.

--	--	--

8. The big, funny _____
rode a tiny bike.

--	--	--	--	--

9. Can your sister _____
to 100?

--	--	--	--	--	--

10. The farmer took
his fresh fruit to
_____ to sell.

--	--	--	--

Let's Write! On a separate sheet of paper, write a list of words about clowns and circuses. Then write a story about a clown act or a circus.

Count On Tens and Ones

Count on to add.

Write the number sentence.

1. There are 63 paper clips on the table. Ms. Kenner puts 20 more on the table. How many paper clips are there in all?

$$63 + 20 = \underline{83} \text{ paper clips}$$

Say. Count on.

63 73, 83

2. Nadine has 31 buttons. Her mother gives her 2 more. How many buttons does Nadine have in all?

$$31 + 2 = \underline{\quad} \text{ buttons}$$

Say. Count on.

3. Herbie has 54 shells. He buys 30 more. How many shells does he have in all?

$$54 + 30 = \underline{\quad} \text{ shells}$$

Say. Count on.

Mark the correct answer.

4. Which is the sum?

$$19 + 3 = \underline{?}$$

9

11

22

27

5. Which is the sum?

$$49 + 10 = \underline{?}$$

39

50

59

69

Model Adding 1 Digit to 2 Digits

Use Workmat 3 and 

Solve.

1. Ben and his father made 12 plain muffins and 8 raisin muffins. How many muffins did they make?

20 muffins

2. It took 15 minutes to make lemonade. It took 7 minutes to clean up. How many minutes did it take in all?

_____ minutes

3. Mrs. Lewis used 18 apples for applesauce. Then she used 6 apples to make more applesauce. How many apples did she use?

_____ apples

4. The baker made 23 loaves of white bread and 6 loaves of wheat bread. How many loaves of bread did he make?

_____ loaves of bread

Mark the correct answer.

5. Maria bought 13 bagels. Then she bought 8 more. How many bagels did she buy?

5
 11
 15
 21

6. Tasha ate 11 grapes. Then she ate 5 more. How many grapes did Tasha eat?

6
 12
 16
 26

Model 2-Digit AdditionUse Workmat 3 and 

Solve.

1. Paul sees 11 deer on Monday. He sees 16 deer on Tuesday. How many deer does he see on both days together?

27 deer

2. Carol sees 16 rabbits on Tuesday. She sees 21 rabbits on Wednesday. How many rabbits does she see on both days together?

_____ rabbits

3. John sees 15 newts on Wednesday. He sees 9 fewer newts on Thursday. How many newts does he see on Thursday?

_____ newts

4. Natalie sees 12 chipmunks on Thursday. She sees 19 chipmunks on Friday. How many chipmunks does she see on both days together?

_____ chipmunks

Mark the correct answer.

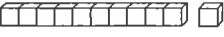
5. Jen sees 13 squirrels on Saturday and 18 squirrels on Sunday. How many squirrels does she see in all?

 21 25 31 35

6. Jon sees 11 spiders on Monday and 12 spiders on Tuesday. How many spiders does he see in all?

 23 24 29 32

Reading Strategy • Create Mental Images

Read the problem. Think about what is happening.
Use Workmat 3 and  to show what is happening.
Add. Regroup if you need to.

1. Ray picked 17 blueberries and 12 strawberries. How many berries did Ray pick?

29 berries

Tens	Ones
1	7
+	2
2	9

2. I have 16 peaches. You have 8 peaches. How many peaches do we have together?

_____ peaches

Tens	Ones
+	

3. Nuar put 7 red apples and 15 green apples in a bag. How many apples are in the bag?

_____ apples

Tens	Ones
+	


4. Mr. Short buys 15 bananas in April and 16 bananas in May. How many bananas does he buy?

_____ bananas

Tens	Ones
+	

Read the paragraph. Then fill in the bubble that best completes each sentence.

Crows are the robbers of the bird world. Crows especially like to steal food from other birds. Sometimes they are very bold about taking things. They might chase another bird, cackle at it, or even bump into it. At other times crows are sneaky. They get close and then snatch food away when another bird isn't looking.



1. The main idea of the paragraph is

- A. why crows like to take food
- B. the kind of food that crows eat
- C. how crows act like thieves

2. A detail that tells about the main idea is


- A. how crows can be sneaky
- B. how other birds fight crows
- C. where crows make their nests

3. The best title for this paragraph would be

- A. A Bump from a Crow
- B. Bandit Birds
- C. What Crows Eat

Read the paragraph. Then fill in the bubble that best completes each sentence.

The year was 1850. The place was New York City. A gentleman was on his way to a wedding. He was all dressed up. However, it had just rained, and the streets were muddy. The man turned up the bottoms of his pants to keep them clean. At the wedding, he forgot to turn them down. That is how the fashion for cuffs on pants got started.



1. The main idea of the paragraph is

- A. what New York was like in 1850
- B. the story behind cuffs on pants
- C. how to keep pants clean in the mud

2. A detail that tells about the main idea is

- A. why the man turned up his pants
- B. who was getting married that day
- C. what people said about the weather

3. The best title for this paragraph would be

- A. A Rainy Day in New York
- B. Keeping Your Clothes Clean
- C. How Cuffs Turned Up