

2nd Grade Homework Packet

March 4 – 7, 2013

Monday

Study this week's spelling list for Friday's test. Complete the "Spelling ABC" worksheet. Have an adult check and sign your homework, after it is corrected. Also, do the phonics page. Read!

Tuesday

Study your spelling words. Complete Math Problem Solving pages 77, and 78. Complete the math and map skills pages. Read!

Wednesday

Study your spelling list. Complete the Math Problems Solving pages 79 and 80. Read "Marco Polo" aloud to an adult and answer the questions, writing complete sentence answers on the lines. Have an adult check all work for errors and sign after you correct it. All homework is due tomorrow. Read!

Thursday

This is a paper-free night! Review the spelling words for tomorrow's test. Practice, play spelling games, and take a test on this week's words. Read!

Lesson 22

Verbs - d & ed



Spelling Words

1. stayed
2. wished
3. missed
4. used
5. started
6. scared
7. asked
8. named
9. rested
10. hoped
11. looked
12. liked
- * 13. frightened
- * 14. answered
- * 15. remembered



Name: _____ Date: _____ # _____

Spelling Lesson 22 - Verbs - d & ed

	Word List	Vowels	Syllables	ABC Order
1	stayed			
2	wished			
3	missed			
4	used			
5	started			
6	scared			
7	asked			
8	named			
9	rested			
10	hoped			
11	looked			
12	liked			
*13	frightened			
*14	answered			
*15	remembered			

Name _____



When a base word ends in **y** after a consonant, change the **y** to **i** before adding **es** or **ed**. When the **y** follows a vowel, just add **s** or **ed**.

carry + **es** = carries

carry + **ed** = carried

play + **s** = plays

play + **ed** = played

Add the endings to each base word. Write the new words.

s or es

ed

1. carry

2. annoy

3. try

4. worry

5. stay

6. delay

Sodlier, Inc. All rights reserved.

Read the first sentence in each pair. Complete the second sentence so that it tells about the past. Use a form of the word in bold print.

7. Nikki **studies** near an electric lamp.

Nikki's great-grandmother _____ by candlelight.

8. Jenny **plays** the electric guitar.

Jenny's great-grandfather _____ the banjo.

9. Jesse **obeys** the stoplight and crosses at the green.

Jesse's great-grandfather _____ a crossing guard.

10. Aaron **dries** the clothes in a clothes dryer.

Aaron's great-grandmother _____ the clothes on a bush.



Write a pair of sentences comparing the way you do something today with the way a great-grandparent did years ago.

Add and Subtract Money


Understand

Plan

Solve

Check

Solve.



Do your work here.

1. Will has $67¢$. He spends $25¢$ to ride the merry-go-round. How much does he have left?

$$\underline{67¢} - \underline{25¢} = \underline{42¢}$$

2. Sally buys a ticket for the roller coaster for $55¢$. She buys a ticket for the Ferris wheel for $37¢$. How much does she spend in all?

$$\underline{\quad} + \underline{\quad} = \underline{\quad}$$

3. Kelly has $93¢$. She spends $65¢$ on a ticket for the fair. How much does she have left?

$$\underline{\quad} - \underline{\quad} = \underline{\quad}$$

Mark the correct answer.

4. There are 31 stuffed bears and 67 stuffed birds in the craft booth. How many stuffed toys are there in all?

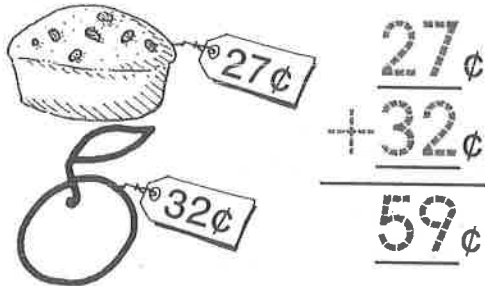
 88 98 91 99

Understand Plan Solve Check

Reading Strategy • Reread

Reread the problem carefully to solve.
Then add or subtract.


1. How much money would you need to buy a muffin and a plum?



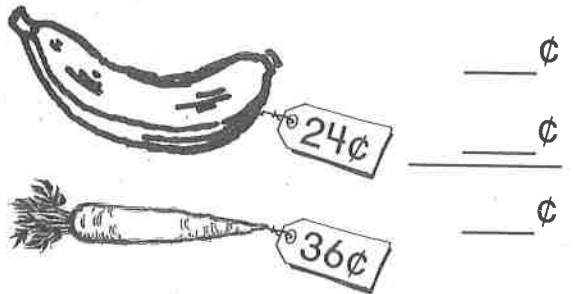
2. You have 75¢. You buy a bag of nuts. How much money do you have left?




3. You want to buy an apple. You have 40¢. How much more money do you need?




4. How much money would you need to buy a banana and a carrot?



5. How much money would you need to buy 2 bagels?



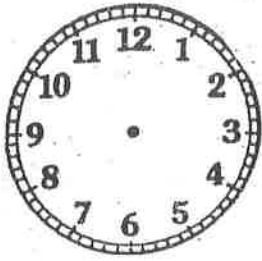
6. You want to buy an orange. You have 39¢. How much more money do you need?



Time

Name _____

Hour, Half-hour, Quarter-hour, 5 Minutes



Time for School

1. Alex's music class begins in 1 hour. It is now 8:00. What time does music class begin? _____
2. Melanie's reading group reads from 10:00 to 10:30 every day. How many minutes does she read? _____
3. Ms. Hall tells the class that lunch is in half an hour. It is now 11:30. What time is lunch? _____
4. Recess lasts for 15 minutes. If it begins at 12:15, what time will recess be over? _____
5. In the afternoon, Ms. Hall reads to the class from 1:00 to 1:20. For how long does she read? _____
6. The math class begins at 1:20 and ends at 1:50. How many minutes long is the math class? _____
7. Bob and Jana each begin the spelling assignment at 1:50. Bob finishes at 2:00. Jana finishes 5 minutes later. What time does Jana finish the assignment? _____

Shopping for Tulips

Follow the directions to color each group of tulips.
Use the map key to help you.

1. The red tulips are southeast of the store.
2. The purple tulips are west of the store.
3. The orange tulips are northeast of the store.
4. The blue tulips are east of the store.
5. The white tulips are southwest of the store.
6. The yellow tulips are northwest of the store.

Write the number of tulips of each color.
Use the key to help you.

_____ red


_____ orange

_____ white

_____ purple

_____ blue

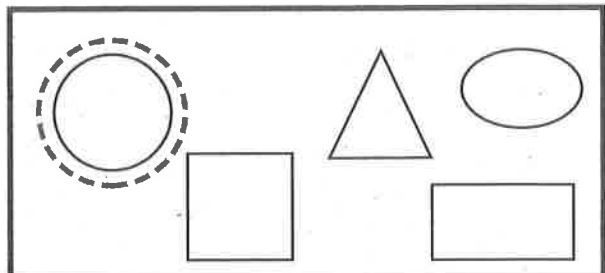
_____ yellow



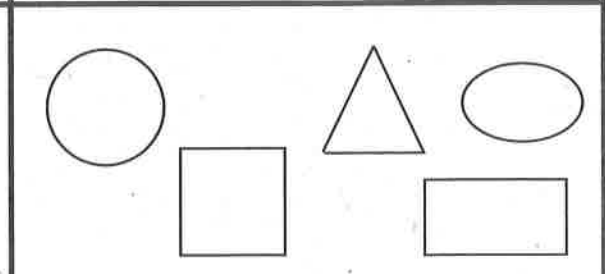
Identify Plane Shapes

Circle the correct shape.

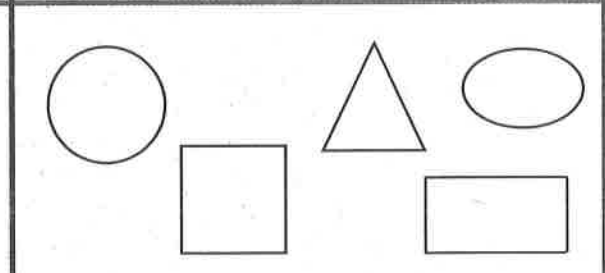
1. Jerry is drawing a picture.
He draws a circle for the sun.
Which shape does he draw?



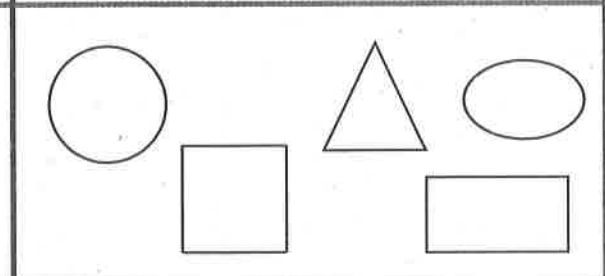
2. Meg is drawing a picture.
She draws a triangle for a tree.
Which shape does she draw?



3. Marty is drawing a picture.
He draws a rectangle for a truck.
Which shape does he draw?

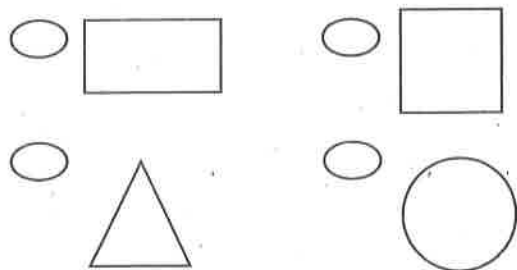


4. Lori is drawing a picture. She
draws a square for a window.
Which shape does she draw?

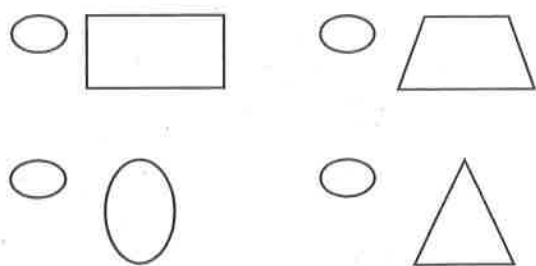


Mark the correct answer.

5. Which is a circle?



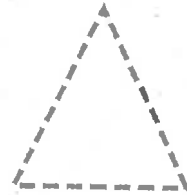
6. Which is a rectangle?



Sides and Corners

Solve.

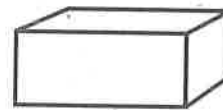
1. Les draws a shape with 3 sides and 3 corners. Draw the shape.



2. What shape did Les draw?
Write **circle**, **square**,
or **triangle**.

3. Tammy traces the solid figure.
Which shape does she trace?
Circle your answer.

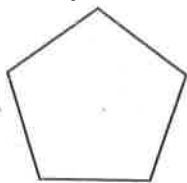
rectangle circle triangle



4. Craig draws a shape with
0 sides and 0 corners.
Draw the shape.

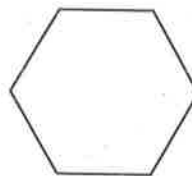
Mark the correct answer.

5. How many corners does the shape have?



- 3
 4
 5
 6

6. How many sides does the shape have?



- 3
 4
 5
 6

Marco Polo

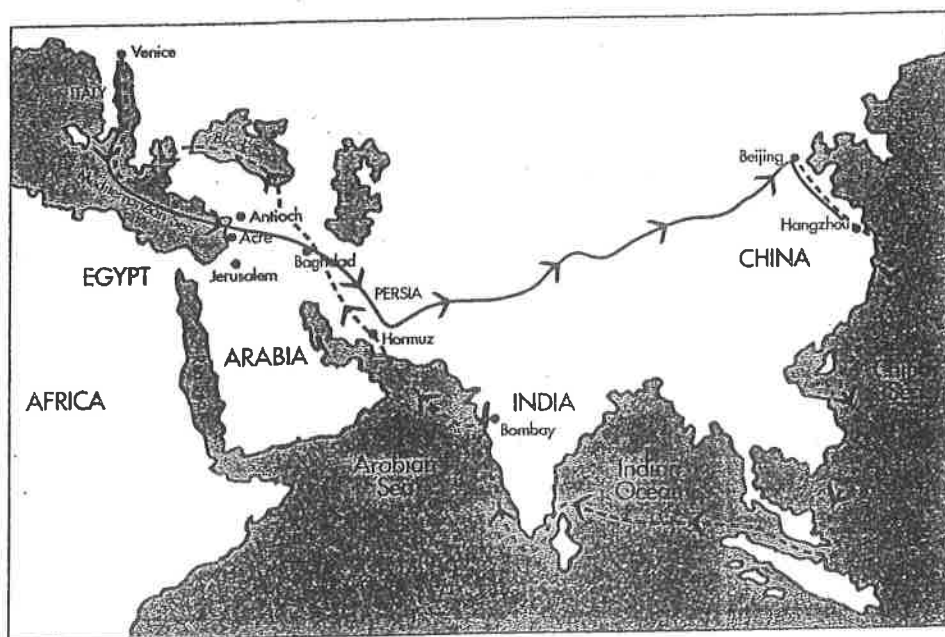
LISTEN to
your child read
this story aloud.

What do you think of when you hear the name Marco Polo? Do you think of a game you play in the swimming pool? Well, "Marco Polo" is a water game, but it is also the name of a very famous explorer who lived over seven hundred years ago!

Marco Polo started out in Italy and traveled all the way to the far Eastern coast of China. That is halfway around the world—and it is even more amazing that he did this with almost no roads or maps or guides. In fact, he actually walked a lot of the way—there were no cars or bicycles back then! It took him three years to get to China. He stayed for 24 years and it took him three more years to get back to Italy.

Marco Polo is famous for telling people in Europe about many amazing Chinese inventions and discoveries. For example, the Chinese people were already using paper money, while Europeans used only coins. The Chinese invented block printing for books, long before the Europeans figured it out. They knew how to burn coal, to make beautiful dishes (ever wonder why your mom calls it "china"?), and to weave silk from the cocoon of the silkworm caterpillar. They had even invented gunpowder, but they didn't use it for war. Instead, they used it to power their other famous invention—fireworks!

So the next time you are in the pool and someone yells "Marco," try to remember the wonderful things that Marco Polo taught the world about his friends in China. And *then* yell "Polo"!



By Mary Rose



Skill

Using References: Factual Recall

Dear Parents,

Young children are rarely expected to glean reference information from text and maps. Since this may be a new concept for your child, this lesson is deliberately very simple. Have your child use two different colors of crayons for this activity. On the map provided, he or she will be tracing Marco Polo's journeys and writing simple sentences about the discoveries he learned from the Chinese.

Thank you for remembering to listen to your child read every homework passage out loud.

We completed this assignment together.

(Child's Signature)

(Parent's Signature)

The Questions



Use two different colored pencils and the map on page 58. Have your parents help you use one color to trace the way Marco Polo went out to China and a different color to trace the path he used to get back to Italy.

Write down five new things the Chinese people showed to Marco Polo:

1. _____
2. _____
3. _____
4. _____
5. _____