

# 2<sup>nd</sup> Grade Homework

## January 22 - 24

### Tuesday

Study this week's spelling list for Friday's test.  
Complete the spelling worksheet in neat writing.  
Complete the math pages 57 & 58. Have an adult check and sign your homework. Read!

### Wednesday

Complete the math pages 59 & 60. Read and complete the questions for "Paul Revere". Ask a parent to work with you. You will both sign the paper to show you worked together. Read.

### Thursday

Study for the spelling test. Review math facts. Read!



## Lesson 16

### Vowel Digraphs - ou, ow

#### Spelling Words

- |            |               |
|------------|---------------|
| 1. our     | 11. house     |
| 2. round   | 12. fourth    |
| 3. own     | * 13. country |
| 4. could   | * 14. know    |
| 5. down    | * 15. young   |
| 6. would   |               |
| 7. sound   |               |
| 8. brown   |               |
| 9. found   |               |
| 10. should |               |

Name : \_\_\_\_\_

Date : \_\_\_\_\_

# \_\_\_\_\_

Spelling Lesson 16 - Vowel Digraphs - ou, ow

Word List

Vowels

Syllables

ABC Order

	Word List	Vowels	Syllables	ABC Order
1	our			
2	round			
3	own			
4	could			
5	down			
6	would			
7	sound			
8	brown			
9	found			
10	should			
11	house			
12	fourth			
*13	country			
*14	know			
*15	young			

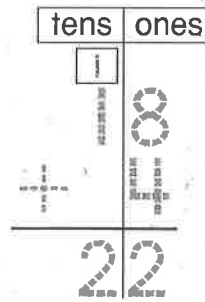
Understand Plan Solve Check

# Add 2-Digit Numbers

Use Workmat 3 and  . Solve.

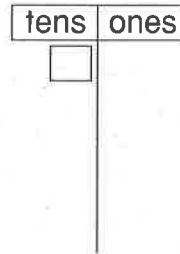
1. Bob counts 18 wheels on a big truck. He counts 4 wheels on a van. How many wheels does he count in all?

22 wheels



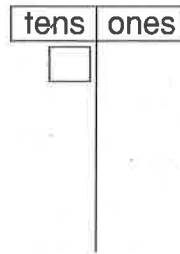
2. Kelly has 26 toy cars. Thomas has 35 toy cars. How many toy cars do they have in all?

\_\_\_\_\_ toy cars



3. There are 17 white cars in a parking lot. There are also 38 black cars. How many white and black cars are there in all?

\_\_\_\_\_ cars



Mark the correct answer.

4. There are 25 red trucks. There are 47 blue trucks. How many trucks are there in all?

61                       71  
 62                       72

5. James buys two coupon books. Each book has 24 coupons. How many coupons does he buy?

22                       44  
 24                       48

Name \_\_\_\_\_

Understand

Plan

Solve

Check

## More 2-Digit Addition

Solve.

1. Alice read 25 pages of her book before lunch. After lunch, she read 12 pages. How many pages did she read in all?

37 pages

tens	ones
<input type="checkbox"/>	
2	5
+	1
	2
<hr/>	
3	7

2. Troy read a book with 36 pages last week. This week he read a book with 27 pages. How many pages did he read in all?

\_\_\_\_\_ pages

tens	ones
<input type="checkbox"/>	

3. William read 12 pages of his book on Monday. On Tuesday, he read twice as many pages. How many pages did he read in all?

\_\_\_\_\_ pages

tens	ones
<input type="checkbox"/>	

Mark the correct answer.

4. Ned read two books. One had 48 pages. The other had 16 pages. How many pages did he read in all?

54

62

56

64

5. Eve read two books. Each book had 42 pages. How many pages did she read in all?

44

84

66

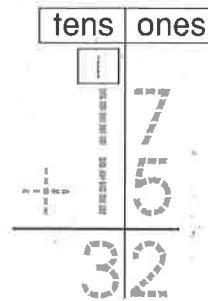
88

# Rewrite 2-Digit Addition

Solve.

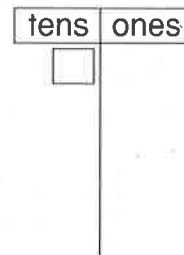
1. Anna has 17 tulips and 15 lilies in her garden. How many flowers does she have in all?

32 flowers



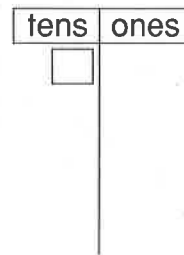
2. Jake planted 22 tomato plants in his front yard and 16 in his backyard. How many tomato plants did Jake plant in all?

\_\_\_\_\_ plants



3. In the park there are 17 willow trees and 23 oak trees. How many trees are there in all?

\_\_\_\_\_ trees



Mark the correct answer.

4. Which is the sum?

$$22 + 61 = \underline{\quad?}$$

41

74

68

83

5. Which is the sum?

$$84 + 15 = \underline{\quad?}$$

86

91

89

99

Understand

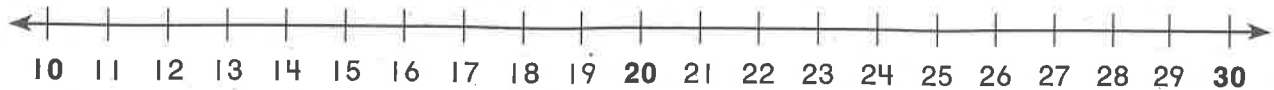
Plan

Solve

Check

**Reading Strategy • Reread**

Reading a problem more than once can help you figure out the important words.



Use the number line to round.  
Then solve.

1. Mrs. Tan's class has 18 girls and 13 boys. About how many children are in Mrs. Tan's class?

about 30 children

Estimate.

$$\begin{array}{r} 20 \\ + 10 \\ \hline 30 \end{array}$$

2. Mr. Brown's class has a box with 23 pencils and another box with 39 pencils. About how many pencils are in both boxes?

about \_\_\_\_\_ pencils

$$\begin{array}{r} + \\ \hline \end{array}$$

3. Mrs. White's class has 16 books on one shelf and 32 books on another shelf. About how many books are on both shelves?

about \_\_\_\_\_ books

$$\begin{array}{r} + \\ \hline \end{array}$$

4. Miss Green's class has a fish tank with 15 red fish and 24 black fish. About how many fish are in the tank?

about \_\_\_\_\_ fish

$$\begin{array}{r} + \\ \hline \end{array}$$

# Paul Revere

LISTEN to  
your child read  
this story aloud.

Have you ever heard of the midnight ride of Paul Revere? Well, the king of England ruled America at one time. But there were many people, called patriots, who did not like the king. They wanted this to be a separate country.

The king decided to send some soldiers to Boston to force the people to obey his laws. The patriots were in Charleston, a town across the Charles River from Boston. They had gunpowder in Concord, another town 18 miles away. The British soldiers heard about the gunpowder and they decided to get it for themselves.

Paul Revere learned that the British (the king's soldiers from England) were going to Concord. He wanted to stop them. A friend told Paul Revere that he would watch to see when the British soldiers were coming and give Paul a signal. If they were on land, he would hang one lantern in the steeple of the Old North Church. If they were coming across the river, he would hang two lanterns.

When Paul saw two lights in the steeple, he knew the soldiers were coming across the river. He jumped on his horse and rode fast. He woke up the people by screaming, "Up, up! The British are coming!"

The patriots left their houses and went to fight against the redcoats, the British soldiers who were dressed in bright red uniforms. The British soldiers went on to Concord, but they did not get the gunpowder.

Everyone thanked Paul Revere for waking them to fight and save their homes from the British soldiers. Even today we talk about the bravery of the man who rode those famous 18 miles.

By Mary Rose





Skill

Recognizing Appositives

Dear Parents,

We can help improve students' understanding of written material by teaching them about appositives. Appositives are words or phrases that restate or add information. Read the following sentence: Chuck Yeager, the first man to break the sound barrier, is famous for helping to start the NASA space program. The underlined phrase is an appositive for "Chuck Yeager." The phrase adds information and tells us a little bit more about who Chuck Yeager is. Without instruction, children often read this kind of sentence without making the connection between "Chuck Yeager" and "the man who was the first to break the sound barrier." When students learn to recognize an appositive and to understand its relationship to the word or phrase that comes before it, their comprehension will greatly improve.

We completed this assignment together.

(Child's Signature)

(Parent's Signature)

# The Questions



1. Look at the following list of words from this story. Go back to the text and find the phrase that comes right after each word. That phrase is an appositive. It helps you understand the meaning of the word. Write each appositive in the space provided.

patriots \_\_\_\_\_

Charleston \_\_\_\_\_

Concord \_\_\_\_\_

British \_\_\_\_\_

redcoats \_\_\_\_\_

2. Write one sentence of your own that contains an appositive. \_\_\_\_\_

\_\_\_\_\_

\_\_\_\_\_