

2nd Grade Homework Packet

December 17 – 20, 2012

Monday

Study this week's spelling list for Friday's test. Review math facts. Complete the spelling sheet, "Mixed-Up Mittens" and "Some Snow to Throw!" (Prefix and Suffix pages). Have an adult check your work. Read!

Tuesday

Study the spelling words for Friday's test. Complete math page 46 & page 49. Read!

Wednesday

The holiday season helps us to understand that it is important to give. Use the attached paper to write at least five sentences about a special gift that you would like to give to someone. Study for the spelling test tomorrow. Read!

Reminder:
Friday is a minimum day.
Dismissal – 12:30 PM

**HAVE A WONDERFUL HOLIDAY,
AND I'LL SEE YOU TUESDAY
1/08/13**



How The Grinch Stole Christmas!

Spelling Words

1. *season*
2. *reason*
3. *right*
4. *tight*
5. *sneer*
6. *here*
7. *beneath*
8. *wreath*
9. *beast*
10. *least*
11. *ringing*
12. *singing*
13. *drums*
14. *plums*
15. *Grinch*



Name: _____

Date: _____

How The Grinch Stole Christmas!

Word List

Vowels

Syllables

ABC Order

1	Season			
2	reason			
3	right			
4	tight			
5	sneer			
6	here			
7	beneath			
8	wreath			
9	beast			
10	least			
*11	ringing			
*12	singing			
13	drums			
14	plums			
15	Grinch			


Name _____

#

Base Words
Words with prefixes.

Mixed-Up Mittens

Look at the underlined part on each mitten.
Color the mitten if the underlined word is the base word.



Name _____

Base Words
Words with suffixes

Some Snow to Throw!

Write the base word below each word:



careful _____

quickly _____

agreement _____

suitable _____

fearless _____

loudness _____

wishful _____

slowly _____

amusement _____

washable _____

useless _____

kindness _____

hopeful _____

gladly _____

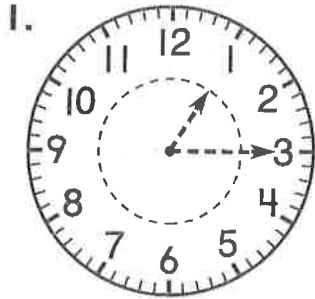
excitement _____



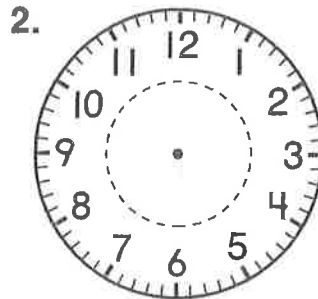


Please Tell Me the Time!

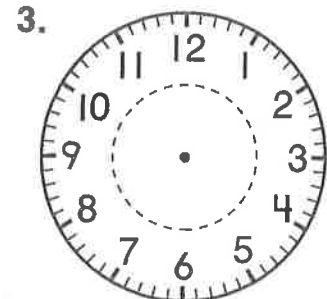
Draw the hour hand and the minute hand to show the time.



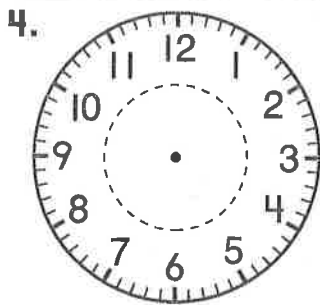
1:15



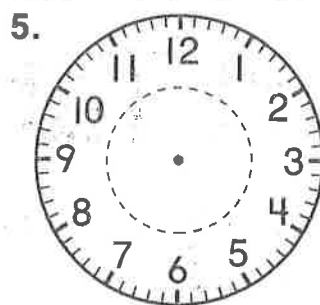
9:30



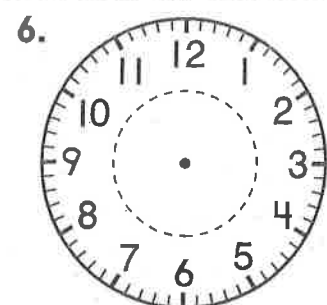
12:20



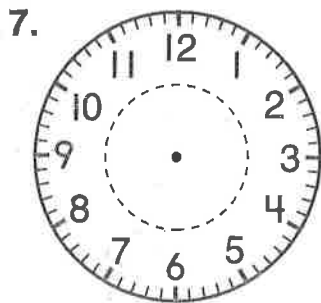
4:25



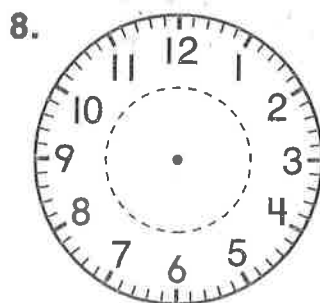
7:50



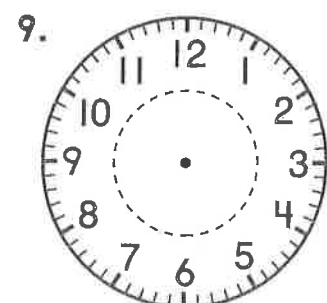
2:10



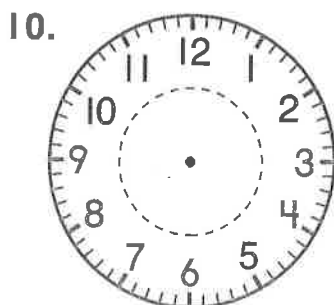
6:30



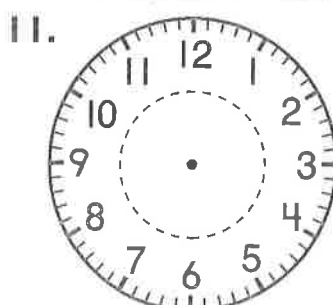
10:35



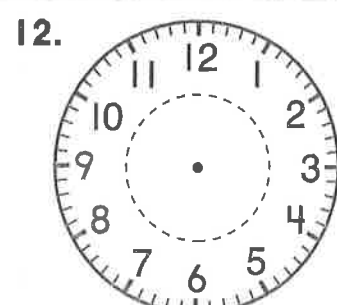
8:05



11:55



3:45



7:45



Circle the Dates

January							February							March							April											
S	M	T	W	T	F	S	S	M	T	W	T	F	S	S	M	T	W	T	F	S	S	M	T	W	T	F	S					
			1	2	3	4							1												1			1	2	3	4	5
5	6	7	8	9	10	11	2	3	4	5	6	7	8	2	3	4	5	6	7	8	6	7	8	9	10	11	12					
12	13	14	15	16	17	18	9	10	11	12	13	14	15	9	10	11	12	13	14	15	13	14	15	16	17	18	19					
19	20	21	22	23	24	25	16	17	18	19	20	21	22	16	17	18	19	20	21	22	20	21	22	23	24	25	26					
26	27	28	29	30	31		23	24	25	26	27	28		23 / 30	24 / 31	25	26	27	28	29	27	28	29	30								

May							June							July							August						
S	M	T	W	T	F	S	S	M	T	W	T	F	S	S	M	T	W	T	F	S	S	M	T	W	T	F	S
				1	2	3	1	2	3	4	5	6	7			1	2	3	4	5						1	2
4	5	6	7	8	9	10	8	9	10	11	12	13	14	6	7	8	9	10	11	12	3	4	5	6	7	8	9
11	12	13	14	15	16	17	15	16	17	18	19	20	21	13	14	15	16	17	18	19	10	11	12	13	14	15	16
18	19	20	21	22	23	24	22	23	24	25	26	27	28	20	21	22	23	24	25	26	17	18	19	20	21	22	23
25	26	27	28	29	30	31	29	30						27	28	29	30	31			24 / 31	25	26	27	28	29	30

September							October							November							December						
S	M	T	W	T	F	S	S	M	T	W	T	F	S	S	M	T	W	T	F	S	S	M	T	W	T	F	S
	1	2	3	4	5	6				1	2	3	4							1		1	2	3	4	5	6
7	8	9	10	11	12	13	5	6	7	8	9	10	11	2	3	4	5	6	7	8	7	8	9	10	11	12	13
14	15	16	17	18	19	20	12	13	14	15	16	17	18	9	10	11	12	13	14	15	14	15	16	17	18	19	20
21	22	23	24	25	26	27	19	20	21	22	23	24	25	16	17	18	19	20	21	22	21	22	23	24	25	26	27
28	29	30					26	27	28	29	30	31		23 / 30	24	25	26	27	28	29	28	29	30	31			

Circle the dates on the calendar.

1. one week after February 5
2. four days after March 26
3. two weeks before January 15
4. the last Thursday in November
5. the fourth Tuesday in April
6. two weeks before February 3
7. five days after the third Sunday in June
8. eight days before October 20

