

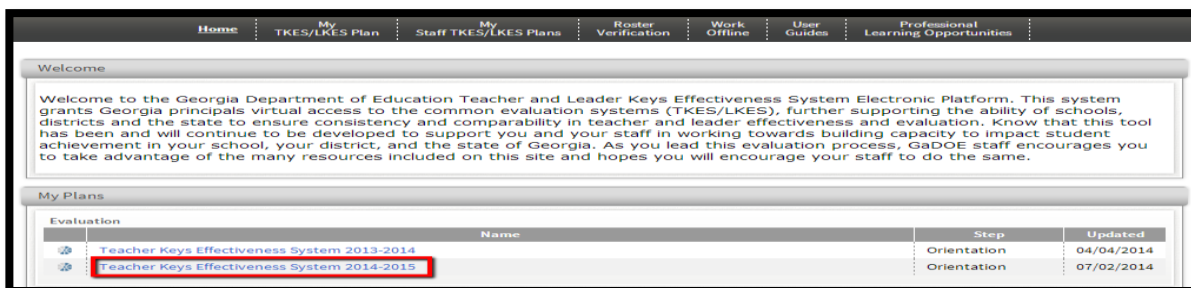


## Georgia Department of Education GaDOE TLE Electronic Platform

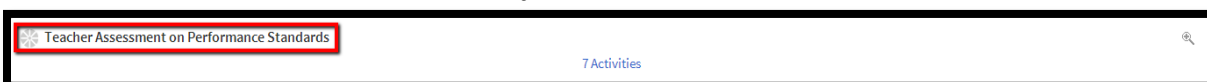
### Teacher Quick Reference on Walkthroughs and Formative Assessments

#### How to view a Walkthrough or Formative Assessment

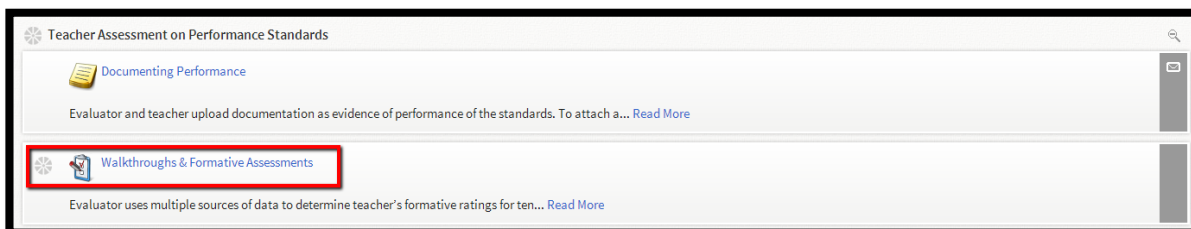
1. Click on **Teacher Keys Effectiveness System 2014-2015** under **My Plans** from the home tab.



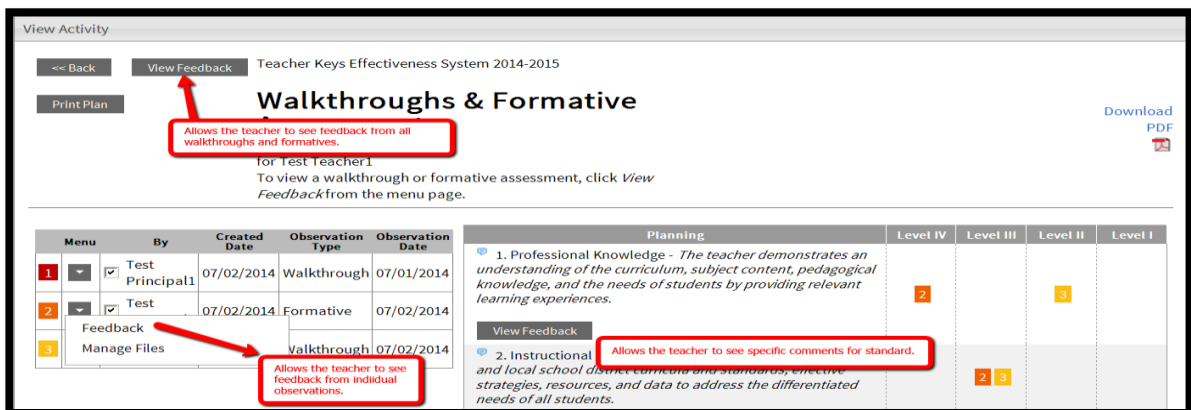
2. Click on **Teacher Assessment on Performance Standards**.



3. Click on **Walkthroughs & Formative Assessment**.



4. Walkthroughs and formatives that have been completed and shared will be viewable. To see specific comments, click on **View Feedback**.



5. Once the teacher clicks on **View Feedback**, the teacher will see the rating and specific comments for the walkthrough or formative assessment.

Learning Environment	Rating	Specific Comments
7. Positive Learning Environment - The teacher provides a well-managed, safe, and orderly environment that is conducive to learning and encourages respect for all. Sample Performance Indicators	Level III	Students are eagerly engaged in the lesson. The classroom environment is conducive to learning.
8. Academically Challenging Environment - The teacher creates a student-centered, academic environment in which teaching and learning occur at high levels and students are self-directed learners.	Level III	Students are academically challenged with tiered lessons.