

Los adjetivos

Adjectives

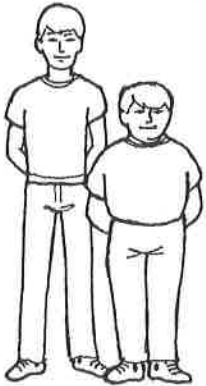
Nombre _____

An **adjective** is a word that describes a noun. In Spanish **all nouns have gender**. They are either masculine or feminine. Each adjective **must agree** with the **gender** of the noun it describes. So adjectives in Spanish have both masculine and feminine forms. Use the form that agrees with the gender of the noun.

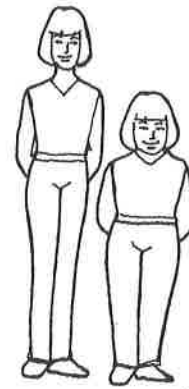
For adjectives ending in **-o** in the masculine form, change the **-o** to **-a** to get the feminine form.

ejemplos: (m) alto > (f) alta (tall) bajo > baja (short)
 bonito > bonita (pretty) aburrido > aburrida (boring)

Write the feminine forms of each adjective.



1. **delgado** (thin) _____



2. **gordo** (fat) _____



3. **moreno** (dark-haired) _____



4. **rubio** (blond) _____



5. **guapo** (good-looking) _____



6. **feo** (ugly) _____



7. **pequeño** (small) _____



8. **simpático** (nice) _____



9. **antipático** (not nice, mean) _____



Los adjetivos

Nombre _____

Most adjectives ending in **-e** or a **consonant** remain the same for both masculine and feminine forms.

ejemplos: fácil > fácil (easy)

inteligente > inteligente (smart)

Several adjectives of this type are . . .

excelente = excellent

paciente = patient

grande = big

impaciente = impatient

difícil = difficult

interesante = interesting

independiente = independent

inocente = innocent

Note: Adjectives generally come **after** the nouns they describe in Spanish.

ejemplos: an **easy** test = un examen **fácil** a **tall** girl = una chica **alta**

Fill in the blanks with the correct form of the underlined adjective in each phrase. **Remember**—Some adjectives change form because of gender.

1. a smart man = un hombre _____
2. a pretty woman = una mujer _____
3. a big car = un carro _____
4. a thin book = un libro _____
5. a dark-haired girl = una chica _____
6. an innocent baby = un niño _____
7. a patient mother = una madre _____
8. an independent country = un país _____
9. a short boy = un chico _____
10. a blond teacher = una maestra _____
11. an ugly monster = un monstruo _____
12. an interesting class = una clase _____
13. an excellent movie = un cine _____
14. a difficult test = un examen _____
15. a big house = una casa _____
16. a fat frog = un rana _____

Los adjetivos

Nombre _____

Adjectives in Spanish must agree in **number** as well as **gender**. That is, if the noun is singular, then the adjective describing it must also be singular. If the noun is plural, then the adjective must also be plural.

To make an adjective plural . . .

1. add **-s** if it ends in a vowel.

ejemplo: alto > altos

2. add **-es** if it ends in a consonant.

ejemplo: fácil > fáciles

Most adjectives have four forms:

	singular	plural
masculine	alto	altos
feminine	alta	altas

If a group contains both masculine and feminine nouns, use the masculine plural form.

ejemplo: Los chicos y las chicas son altos.
(The boys and the girls are tall.)



Fill in the blanks with the correct form of the underlined adjective in each phrase. **Remember**—Some adjectives change form because of gender.

1. small girls = **las chicas** _____
2. interesting books = **los libros** _____
3. thin men = **los hombres** _____
4. innocent people = **las personas** _____
5. difficult tests = **los exámenes** _____
6. boring classes = **las clases** _____
7. pretty women = **las mujeres** _____
8. excellent teachers = **los maestros** _____
9. ugly houses = **las casas** _____
10. big meals = **las comidas** _____
11. nice boys = **los chicos** _____
12. impatient fathers = **los padres** _____

Práctica con adjetivos

Nombre _____


Escriba la forma correcta de los adjetivos.

1. (big) **una casa** _____

2. (short) **un hombre** _____

3. (blond) **una chica** _____

4. (dark-haired) **unos hombres** _____



5. (small) **una clase** _____

6. (excellent) **un libro** _____

7. (pretty) **unas chicas** _____

8. (boring) **un maestro** _____


9. (fat) **unos cerdos** _____

10. (mean) **unos monos** _____

11. (ugly) **un monstruo** _____

12. (tall) **un elefante** _____

13. (thin) **un chico** _____



14. (nice) **una chica** _____

15. (easy) **unos exámenes** _____

16. (difficult) **un problema** _____


17. (innocent) **unos estudiantes** _____

18. (good-looking) **unos chicos** _____

19. (patient) **una tortuga** _____

20. (smart) **un conejo** _____

21. (big) **unos árboles** _____




22. (nice) **un maestro** _____

23. (tall) **unas chicas** _____

24. (blond) **un hombre** _____

Ser



Nombre _____

Use the adjectives to describe the people and things listed. All adjectives are given in the masculine singular form. Be sure to make them agree!

1. **Mónica – rico, simpático**

2. **Roberto – inocente, alto**

3. **Ana y María – paciente, rubio**

4. **Marcos y Pablo – feo, impaciente**

5. **Pedro y Rosita – bajo, moreno**

6. **Los libros – fácil, interesante**

7. **Nosotros – delgado, guapo**

8. **Yo – alto, simpático**

9. **La comida – excelente, grande**

10. **Las casas – bonito, pequeño**

Las preguntas con ser

Nombre _____

Conteste las preguntas. No se olvide del acuerdo de los adjetivos.
 (Answer the questions. Don't forget the agreement of the adjectives.)
 Use the pictures as clues for your answers.


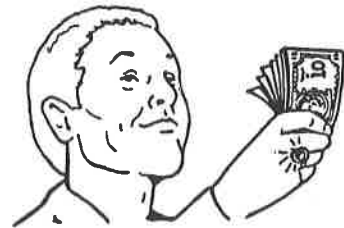
ejemplo: ¿Es Mario rico?

Sí, él es rico.

¿Es Eduardo estúpido?

No, él no es estúpido.

(inteligente) Él es inteligente.



1. **¿Es la maestra estricta?**

2. **¿Eres tú bajo?**

(alto) _____

3. **¿Son los monos cómicos?**

4. **¿Son ustedes pacientes?**

5. **¿Es Pepita morena?**

(rubio) _____

6. **¿Es el libro interesante?**

(aburrido) _____

7. **Es Alberto muy gordo?**

8. **¿Es Juana simpática?**

(antipática) _____

