

## **2<sup>nd</sup> Grade Homework Packet**

**April 21 - 24, 2014**

### **Monday**

Study this week's spelling list for Friday's test. Complete the "Spelling ABC" worksheet and "Spelling Word, Base Word and Prefix or Suffix" worksheet. Have an adult check your homework for errors, and sign after you correct it. Read 20 minutes.

### **Tuesday**

Complete the math pages 97 and 98. Also, complete "Time, Shopping for Tulips" worksheets. Have an adult check your homework for errors, and sign after you correct it. Read 20 minutes.

### **Wednesday**

Tonight, you will do "family homework". Read "Busy Bees" aloud to an adult. Then do the work. Complete the "Saving Spring Flowers" worksheets. Have an adult check all work, then sign after you correct it. Read 20 minutes.

### **Thursday**


This is a paper-free night! Review the spelling words to be ready for tomorrow's test. Practice, play spelling games, and take a test on this week's words. Work on time, money, and math facts. Read 20 minutes.

## Lesson 28

### Prefixes & Suffixes (un, re, ful, ly)

#### Spelling Words

1. untie
2. reopen
3. helpful
4. really
5. unhappy
6. retest
7. careful
8. lovely
9. unfair
10. nearly
11. replace
12. unload
- \* 13. quickly
- \* 14. certainly
- \* 15. beautiful



Name : \_\_\_\_\_

Date : \_\_\_\_\_

# \_\_\_\_\_

Spelling Lesson 28 - Prefixes & Suffixes (un, re, ful, ly)

Word List

Vowels      Syllables

ABC Order

	Word List	Vowels	Syllables	ABC Order
1	untie			
2	reopen			
3	helpful			
4	really			
5	unhappy			
6	retest			
7	careful			
8	lovely			
9	unfair			
10	nearly			
11	replace			
12	unload			
*13	quickly			
*14	certainly			
*15	beautiful			

Name \_\_\_\_\_ # \_\_\_\_\_

Write your spelling words in the first column. In the second column write the base word. Finally, write the prefix or suffix that was added to the word. The first one has been done for you.

Spelling Word

Base Word

Prefix or Suffix

<u>Spelling Word</u>	<u>Base Word</u>	<u>Prefix or Suffix</u>
1. beautiful	1. beauty	1. ful
2.	2.	2.
3.	3.	3.
4.	4.	4.
5.	5.	5.
6.	6.	6.
7.	7.	7.
8.	8.	8.
9.	9.	9.
10.	10.	10.
11.	11.	11.
12.	12.	12.
13.	13.	13.
14.	14.	14.
15.	15.	15.
16.	16.	16.
17.	17.	17.
18.	18.	18.
19.	19.	19.
20.	20.	20.

# Ounces and Pounds

Solve.

1. Mei's math book is 1 pound.  
Her reading book is 2 pounds.  
How many pounds of books are in her backpack?



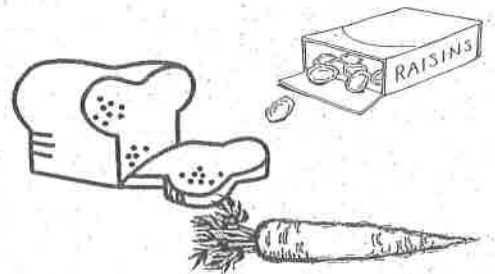
3 pounds

2. Tyrell has a 5-pound cat.  
Jamal has an 8-pound cat.  
How many pounds do their cats weigh together?



\_\_\_\_\_ pounds

3. The bread needs 3 ounces of raisins.  
It needs 8 ounces of carrots.  
How many ounces will be added?



\_\_\_\_\_ ounces

4. Alex drinks 8 ounces of milk for breakfast.  
He drinks 8 ounces of milk for dinner.  
How many ounces of milk does he drink?



\_\_\_\_\_ ounces

Mark the correct answer.

5. Amy wants to know about how heavy a suitcase is.



- about 20 ounces  
 about 20 pounds

Understand Plan Solve Check

# Grams and Kilograms

Circle the better answer.


1. A kitten has a mass of about 850 grams. What might be the mass of an adult cat?



60 kilograms

6 kilograms


2. A baby elephant has a mass of about 2,000 kilograms. What might be the mass of an adult elephant?



2,000 kilograms

5,000 kilograms


3. A lamb has a mass of about 50 kilograms. What might be the mass of an adult sheep?



150 kilograms

900 kilograms

4. A baby rabbit has a mass of about 10 grams. What might be the mass of an adult rabbit?



1 kilogram

25 kilograms

Mark the correct answer.

5. Does a mouse weigh more or less than a kilogram?



less than 1 kilogram

more than 1 kilogram

6. Do you weigh more or less than a kilogram?



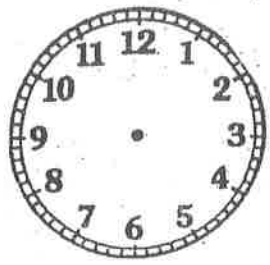
less than 1 kilogram

more than 1 kilogram

# Time

Name \_\_\_\_\_

Hour, Half-hour, Quarter-hour, 5 Minutes

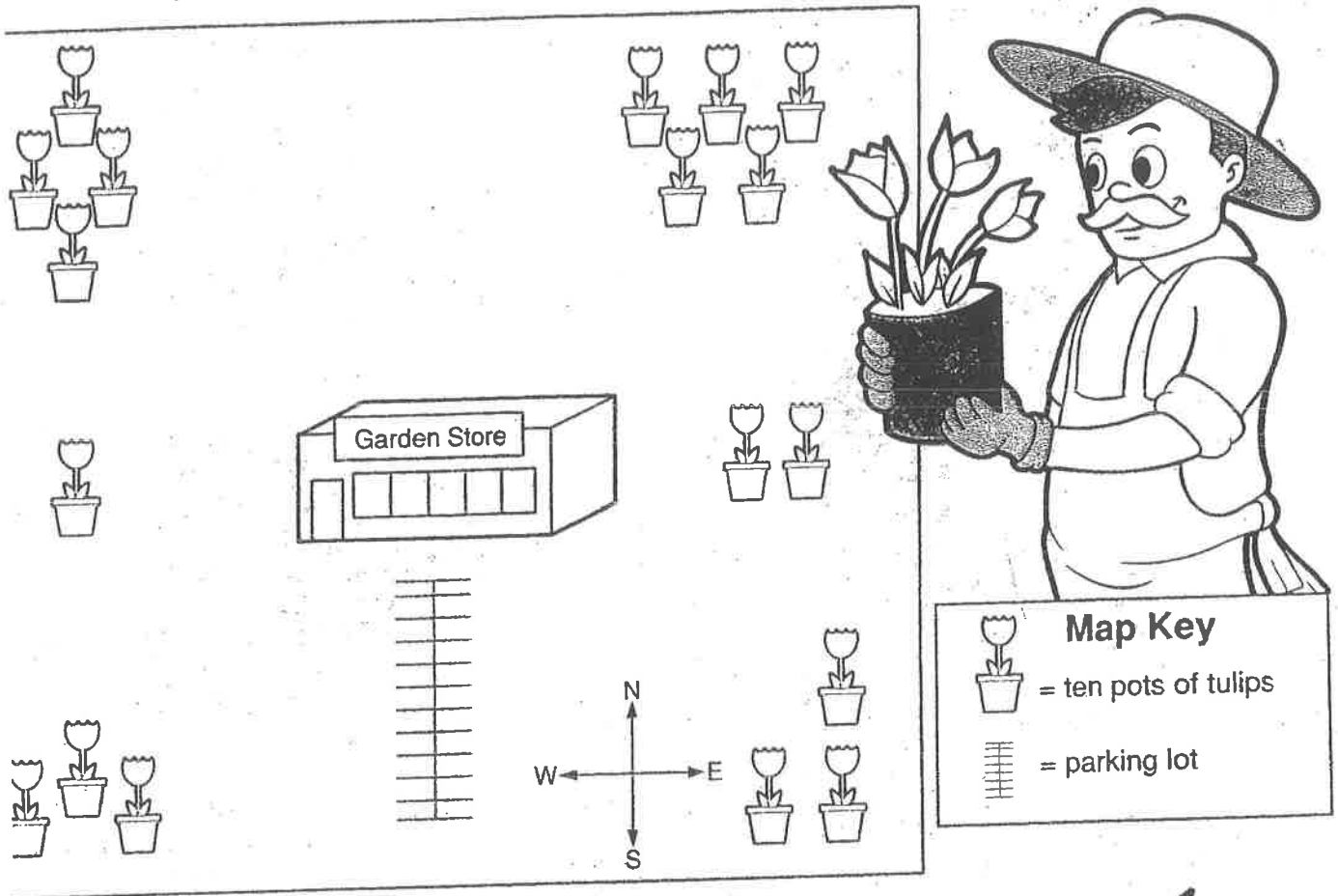


## Time for School

1. Alex's music class begins in 1 hour. It is now 8:00. What time does music class begin? \_\_\_\_\_
2. Melanie's reading group reads from 10:00 to 10:30 every day. How many minutes does she read? \_\_\_\_\_
3. Ms. Hall tells the class that lunch is in half an hour. It is now 11:30. What time is lunch? \_\_\_\_\_
4. Recess lasts for 15 minutes. If it begins at 12:15, what time will recess be over? \_\_\_\_\_
5. In the afternoon, Ms. Hall reads to the class from 1:00 to 1:20. For how long does she read? \_\_\_\_\_
6. The math class begins at 1:20 and ends at 1:50. How many minutes long is the math class? \_\_\_\_\_
7. Bob and Jana each begin the spelling assignment at 1:50. Bob finishes at 2:00. Jana finishes 5 minutes later. What time does Jana finish the assignment? \_\_\_\_\_

# Shopping for Tulips


Follow the directions to color each group of tulips.  
Use the map key to help you.



1. The red tulips are southeast of the store.
2. The purple tulips are west of the store.
3. The orange tulips are northeast of the store.
4. The blue tulips are east of the store.
5. The white tulips are southwest of the store.
6. The yellow tulips are northwest of the store.

Write the number of tulips of each color.  
Use the key to help you.

\_\_\_\_\_ red                      \_\_\_\_\_ orange                      \_\_\_\_\_ white  
 \_\_\_\_\_ purple                      \_\_\_\_\_ blue                      \_\_\_\_\_ yellow



# Busy Bees


Honeybees keep busy all year. There are many jobs for them to do. In spring the worker bees find flowers. At each blossom they get pollen or nectar. Then they return to their hive. They do a dance to tell the other bees where to find the flowers. Then they enter the hive. They turn the nectar into honey and store it in a honeycomb. They store the pollen to eat later.

The queen lays all of the eggs, and the worker bees do all of the work. All worker bees are females. Some worker bees feed the baby bees. They give them a mix of honey and pollen called beebread. Others build the honeycomb and guard the hive. One set of worker bees spends their lives taking care of the queen.

If you are a bee, you don't want to be a boy. Male bees are drones. Their only job is to mate with the queen. Then they die.

In the fall worker bees use water and plant sap to fix cracks in the hive. They must keep cold winds from blowing through the walls. Then the worker bees gather around their queen and move their wings rapidly throughout the cold winter months. They keep her warm and safe.

Bees may be tiny, but we need them. By going from plant to plant, bees spread pollen. This makes some plants grow fruits and vegetables. Without bees, less fruits and vegetables would grow. We would have less food.



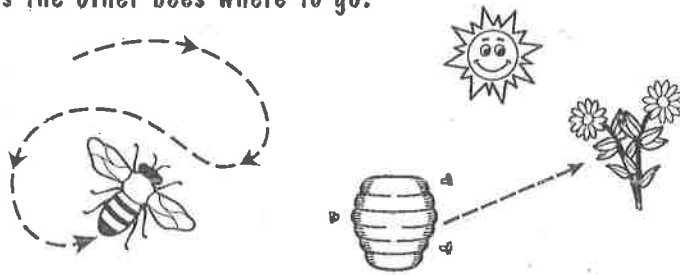
# Busy Bees

## NATURE FIRST


June 2006

Bees first visit the flowers closest to the hive. But soon they must go farther away. That's when the bees do a dance to tell the others where to find the flowers.

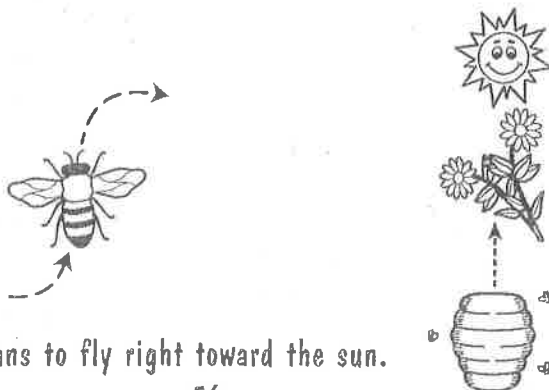
The bees come back to the hive. Then they dance in a circle. How they move their bodies in the middle of the circle tells the other bees where to go.



If the bee moves to the right, it means to fly to the right of the sun.



If the bee moves to the left, it means to fly to the left of the sun.



If a bee moves straight up, it means to fly right toward the sun.



# Busy Bees

1. Which bees lay all the eggs?
  - a. worker bees
  - b. queen bees
  - c. drone bees
2. What happens after a bee visits the flowers on a cherry tree?
  - a. The tree grows more roots.
  - b. The tree drops its leaves.
  - c. The tree grows cherries.
3. Picture a boy getting close to a bee hive. Worker bees buzz all around him. What will probably happen next?
  - a. The bees will fly away.
  - b. The bees will sting him.
  - c. The bees will give him honey.
4. Drone bees are females and do all the work for the hive. True or False? Tell why.

---

---

---

5. The best flowers in a certain garden are located to the right of the sun. How can a bee tell the other bees where to go?

---

---

---

---

---

6. Beekeepers take care of bee hives in order to sell the honey. Do you think that you'd like to be a beekeeper when you grow up? Why or why not?

---

---

---

---

---

## 16: Saving Spring Flowers

Spring flowers are very pretty. Most people like to see them in gardens and along the roads. When spring ends and the flowers **disappear**, many people miss them.

You can have spring flowers all year. You just need to know how to **preserve** them. Saving the flowers for later is really very easy.

You will need glue, sheets of white paper, yarn, a pen, and a hole puncher. You also need a **stack** of heavy books and some newspaper. Of course, you need some spring flowers that you have picked.

Place several pieces of newspaper on a flat surface. Then place two or three flowers on the newspaper. Make sure the flowers do not touch each other. Next, place several pieces of newspaper on top of the flowers. Then put a stack of heavy books on top of the paper. You want the flowers to be pressed flat. Leave the flowers there for at least one week.

While you are waiting for your flowers, make a book to hold them. Take several sheets of white paper. Put them together like the pages of a book. Then punch two holes through the papers. Lace the pages together with yarn. Tie a bow with the yarn. Now you have a book for your flowers.

After one week, remove the flowers from the newspaper. They will be dry, so they may break easily. **Handle** them with care.

Glue each flower to a page in the book you made. Write the name of the flower on the page.

When you finish, you will have a book of pretty spring flowers. You can enjoy them all year.



*Structural Cues (I.B)*

1. The word **disappear** means—

- A wait
- B move
- C go away
- D grow tall

*Context Clues (I.C)*

2. The word **preserve** means—

- A plant
- B cut
- C remove
- D save

*Synonyms/Antonyms (I.E)*

3. Which word is a SYNONYM for **stack**?

- A Book
- B Pile
- C Piece
- D Page

*Context Clues (I.C)*

4. The word **handle** means—

- A dry
- B break
- C touch
- D glue

*Facts/Details (II.A)*

5. Which one is NOT used to save spring flowers?

- A Heavy books
- B Newspapers
- C Glue
- D Flower pot

*Sequential Order (II.B)*

6. Right after you put the newspaper on top of the flowers, you should—

- A place heavy books on the newspaper
- B put flowers on top of the newspaper
- C leave the flowers for two weeks
- D place the newspaper on a flat surface

*Follow Directions (II.C)*

7. Where should you place flowers to dry?

- A In books made with paper and yarn
- B On top of newspapers
- C Between pieces of newspaper
- D On top of heavy books

*Cause/Effect (IV.A)*

- 8.** You make the flowers flat by—
- A** placing them between pieces of newspaper
  - B** gluing them on a page of your book
  - C** lacing them together
  - D** placing them under a stack of heavy books

*Inferences (V.A)*

- 9.** You should handle the dry flowers with care so they—
- A** do not break
  - B** will stay dry
  - C** will be flat
  - D** keep their pretty colors

*Fact/Nonfact (VI.A)*

- 10.** Which is a FACT from the passage?
- A** Most people like to see spring flowers in gardens and along the roads.
  - B** Dry flowers can break easily.
  - C** Spring flowers are very pretty.
  - D** Saving spring flowers for later is very easy.

## Practice 5: Study Skills

Directions: Read each question. Then choose the best answer. Darken the circle for the correct answer.

1. Which word would come after **forest** in a dictionary?
  - A danger
  - B card
  - C gang
  - D borrow
  
2. Which word would come before **minute** in a dictionary?
  - A lose
  - B railroad
  - C north
  - D path
  
3. Which name would come between the names **Nate** and **Robbie** in an alphabetical list?
  - A Marty
  - B Paul
  - C Steve
  - D Leo
  
4. Which name would come between the names **Edwards** and **Henderson** in a telephone book?
  - A Larson
  - B Jones
  - C Franks
  - D Clark
  
5. Which word would come first in an alphabetical list?
  - A remain
  - B taught
  - C laughter
  - D possible
  
6. Which word would come last in an alphabetical list?
  - A south
  - B older
  - C roar
  - D moment