

2nd Grade Homework Packet

October 22 – 26, 2012

Monday

Study this week's spelling list for Friday's test. Complete the "Spelling ABC" worksheet. Have an adult sign your paper when it is correct. Read!

Tuesday

Study your spelling words. Complete Math Problem Solving pages 27 & 28. Complete the "Who-o-o's There", "The Scare Pair", "Colorful Weaving", and "Play a Coin Toss Game!" worksheets.

Wednesday

Tonight, you will do "family homework". Ask a parent to work with you. Read the selection, "The Story of Snuggles," aloud to an adult. Then, with adult guidance, talk about "what event happened first, second, and last" together and write your answers to the comprehension questions. You will both sign this paper. All homework is due tomorrow morning.

Thursday

This is a paper-free night! Review the spelling words for tomorrow's test. Practice, play spelling games, and take a test on this week's words. Work on time, money, and math facts.

Read! Read! Read!



Happy Halloween!


Lesson 8

Long Vowel i

Spelling Words

1. tie
2. fry
3. try
4. lie
5. sky
6. night
7. dry
8. pie
9. find
10. fight
- * 11. bicycle
- * 12. quiet

TRICK
OR
TREAT



2nd Grade Homework Packet

October 24 - 27, 2011

Monday

Study this week's spelling list, on the back, for Friday's test. Complete the "Spelling ABC" worksheet. Have an adult sign your paper when it is correct. Read!

Tuesday

Study your spelling words. Complete Math Problem Solving pages 27 and 28. Complete the "Who-o-o's There", "The Scare Pair", "Colorful Weaving", and "Play a Coin Toss Game!" worksheets.

Wednesday

Tonight, you will do "family homework". Ask a parent to work with you. Read the selection, "The Story of snuggles," aloud to an adult. Then, with adult guidance, talk about "what event happened first, second, and last" together and write your answers to the comprehension questions. You will both sign this paper. All homework is due tomorrow morning.

Thursday

This is a paper-free night! Review the spelling words for tomorrow's test. Practice, play spelling games, and take a test on this week's words. Work on time, money, and math facts.

READ! READ! READ!



Happy Halloween!

Name : _____

Date : _____

Spelling Lesson 8 - Long Vowel i

Word List





Vowels Syllables

ABC Order

	Word List	Vowels	Syllables	ABC Order
1	tie			
2	fry			
3	try			
4	lie			
5	sky			
6	night			
7	dry			
8	pie			
9	find			
10	fight			
*11	bicycle			
*12	quiet			
13				
14				
15				

Picture Graph

Use the graph to answer the questions.

Animals at the Pet Store	
mice	
guinea pigs	
fish	
hamsters	

1. How many fish are at the pet store?

5 fish

2. Are there more mice or more guinea pigs?

3. The pet store has the most of which animal?

4. How many more hamsters than fish are there?

_____ more hamsters

Mark the correct answer.

5. The pet store has fewest of which animal?

- mice
- guinea pigs
- fish
- hamsters

6. There are 6 of which animal at the pet store?

- mice
- guinea pigs
- fish
- hamsters

Bar Graph

Use the tally table to fill in the bar graph.

Number of Pencils in Our Homes	
Marla	
Lynn	
Sasha	
Greg	

Number of Pencils in Our Homes											
Marla											
Lynn											
Sasha											
Greg											
	0	1	2	3	4	5	6	7	8	9	10

- How many pencils do Sasha and Greg have all together? 16 pencils
- How many more pencils are in Marla's home than are in Lynn's? _____ more pencils

Mark the correct answer.

- How many pencils are in Sasha's home?
 - 4
 - 8
 - 9
- Who has 5 more pencils than Lynn?
 - Marla
 - Sasha
 - Greg

Name _____


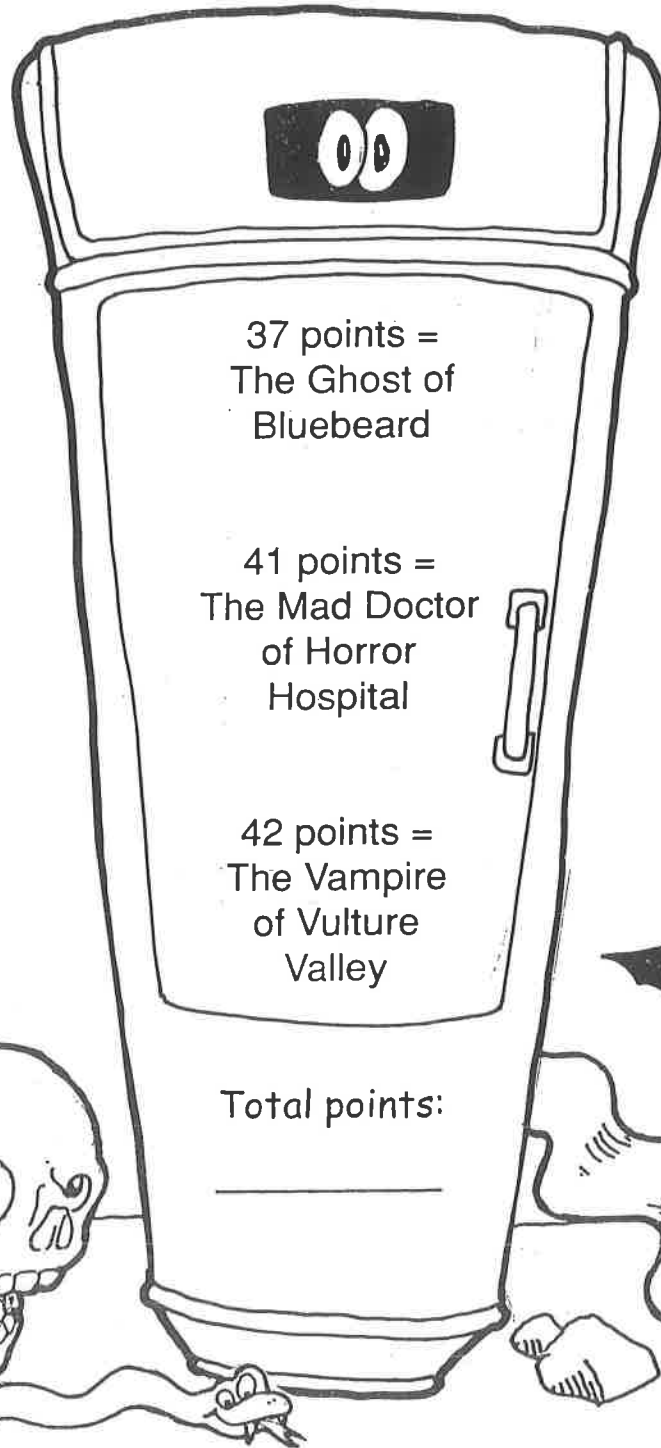
Who-o-o's There?

Write the number of syllables beside each word.
Add to discover who-o-o's there!



- vampire _____
- broom _____
- Halloween _____
- werewolf _____
- spell _____
- cornstalks _____
- witch _____
- mummy _____
- haunt _____
- spider _____
- scream _____

- Dracula _____
- potion _____
- ghost _____
- tomb _____
- casket _____
- Frankenstein _____
- pumpkin _____
- cider _____
- bat _____
- jack-o'-lantern _____
- costume _____




Bonus Box: Use as many of these words as you can to write a story on the back of this sheet.

The Scare Pair

Winnie Witch and Skinny Witch are planning a vacation.
 Write each compound word in the correct "bat-case."
 Draw a line between the two words in each compound word you write.

- hairbrush rowboat afternoon stagecoach
- midnight necklace bathrobe
- hatbox handkerchief weekend
- broomstick sundown
- daytime railway
- airplane



**What
To
Pack**

**When
To
Pack**

**How
To
Travel**

Bonus Box: On the back of this sheet draw a picture of Winnie and Skinny at their vacation spot. Write two sentences telling about the terrific time they are having.

Name _____

Colorful Weaving

Number Patterns
Review

Complete each number pattern.
Color each section by the code.

Color Code	
counting by 2's = red	counting by 10's = green
counting by 3's = orange	counting back by 1's = blue
counting by 5's = yellow	counting back by 10's = purple

20, __, 40, 50, __

55, __, 65, 70, __

45, __, 55, __, 65

42, __, 46, 48, __

65, 68, __, __, 77

21, __, __, 30, 33

33, 36, __, 42, __

90, 80, __, __, 50

75, __, __, 72, 71

60, __, 40, 30, __

70, __, 90, __, 110


19, 18, __, __, 15

5, __, __, 20, 25

4, __, 8, __, 12

3, __, 9, 12, __

100, 110, __, 130, __



Name: _____

Play a Coin Toss Game!

How to play with a partner

1. Find a partner to play. One partner is "Heads" (face up side). The other is "Tails" (face down).
2. One partner flips a coin. The other partner records the flip by circling either the "Heads" or "Tails" coin below, next to the number one. After five tosses, the partners switch roles.
3. After 10 coin flips, each partner counts and records how many times the coins landed on his side.
4. The partner whose side landed face up the most times wins. If it's a tie, the partners play again!

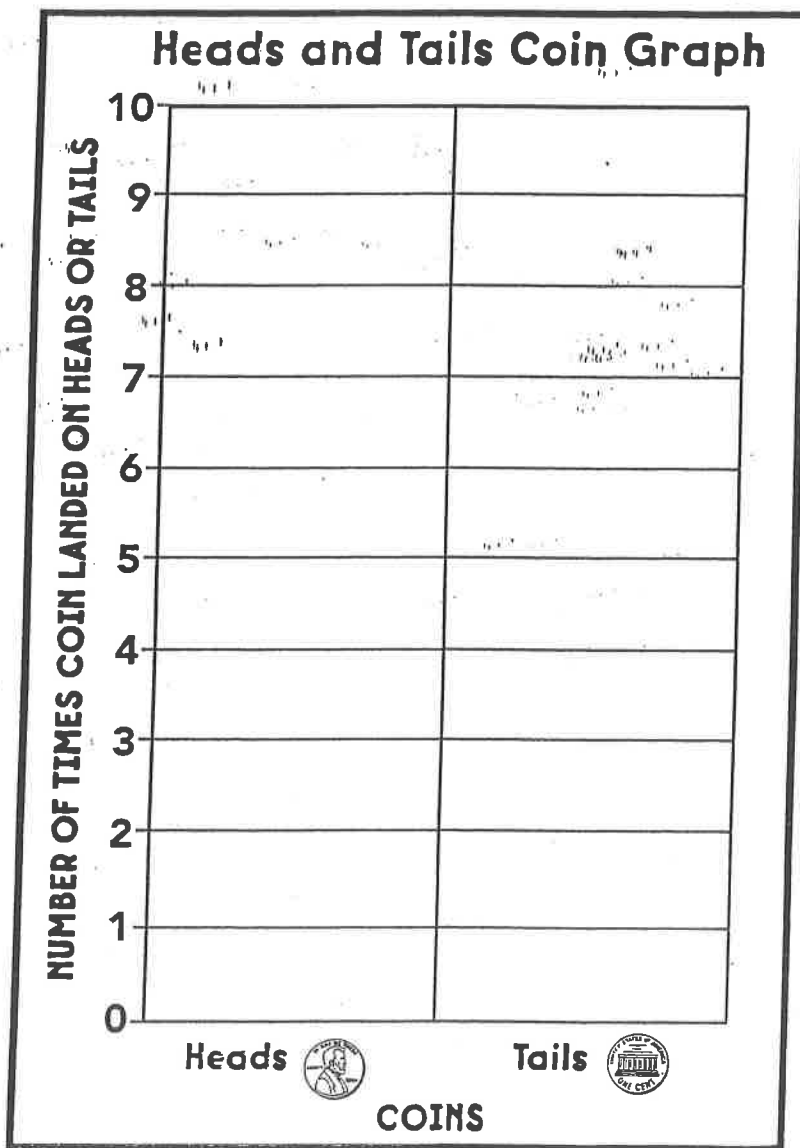
Heads Tails



Heads _____ Tails _____

Graph the Results!

Each partner shades in his or her side of the graph. Show how many times the coin landed with your side up.



SKILL: Counting and Graphing

My partner was _____

The Story of Snuggles

LISTEN to
your child read
this story aloud.

Suddenly everything was quiet. The tiny dog blinked her big brown eyes, but she couldn't see anything. She began to whimper, but no humans came to help her. She wagged her tail, but no hands came to pet her. She sniffed the air, but could not smell anything that reminded her of home. She was hungry and cold. She began to walk in the rain.

In the morning she saw that she was in a street, but it was not her street. She walked up to a man, but he kept going. She saw some children go by on bikes. Then a soft voice said, "Where are you going, little one? Have you been out here all night?"

A lady took the tired, wet dog home. She rubbed her dry and gave her some food, but the little dog was still shaking and afraid and stayed by herself. For one whole week the lady tried to find the owner of the dog. One day Lana, a little girl from next door, came to visit. She sat on the floor and the little dog crawled into her lap and went to sleep.

"You may have her," said the lady, "but she is still very scared of everything. I think she was blown away from her family in the big tornado we had here last week."

"She is shaking," said Lana. "And look how she hides her head in my arms."

"This little dog will need lots of love to make her forget a tornado," the lady told Lana.

"I will name her Snuggles! Every time she is scared, she can snuggle with me."

Snuggles whimpered and wagged her tail and Lana smiled. The tiny dog had found a new home at last.



By Mary Rose

Dear Parents,

Life may happen chronologically, but literature does not have to! In more advanced reading, students will discover flashbacks and time shifts that are often quite subtle. Even in beginning short stories like this one, the order of events may not be clear. In this story about Snuggles, your child may not realize the correct order of events because the occurrence of a tornado is not revealed until the last part of the story. Because readers need to put pieces together themselves, this is called implied chronological order. It is more difficult to recognize than straightforward time order in which events are clearly told in sequence.

Skill

Understanding Implied
Chronological Order

We completed this assignment together.

(Child's Signature)

(Parent's Signature)

The Questions



Together write simple answers to the following questions.

1. What event happened first?

(Hint: Be careful! It is not what the story describes first!) _____

2. What happened second in the story? _____

3. What happened last in the story? _____
