

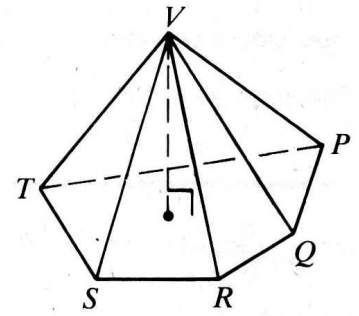
NOTES SECTION 12.2: PYRAMIDS

PYRAMIDS

Base: _____

Vertex: _____

Lateral Faces & Lateral Edges: _____



Altitude: _____

Height: _____

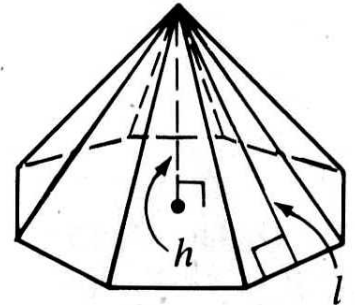
REGULAR PYRAMIDS

Regular Pyramid: _____

(1) _____

(2) _____

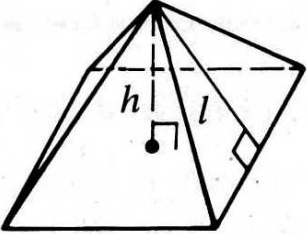
(3) _____



LATERAL AREA

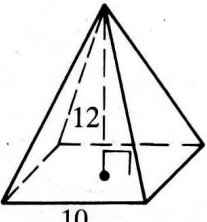
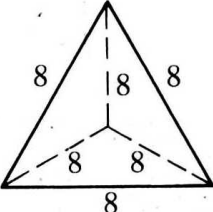
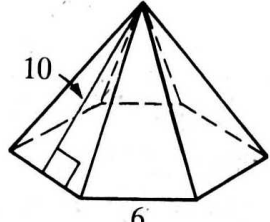
TOTAL AREA

VOLUME

	1)	2)	3)	4)
	Height			
	Slant height, l			
	Base edge			
Lateral edge				

1)	2)	3)	4)
----	----	----	----

5-7: Find the lateral area and the total area of each regular pyramid.

5) 	6) 	7) 
---	---	---

LA	LA	LA
-----------	-----------	-----------

TA	TA	TA
-----------	-----------	-----------

8-10: Find the volume of each of the following.

8) The regular square pyramid in Exercise 5.	9) A regular square pyramid with base edge 24 and lateral edge 24.	10) A regular square pyramid with height 8 and slant height 17.
--	--	---