

# 2<sup>nd</sup> Grade Homework Packet

## April 22 – April 25, 2013

### Monday

Study this week's spelling list for Friday's test. Complete the "Spelling ABC" and "Spelling Word, Base Word & Prefix or Suffix" worksheets.  
Read!

### Tuesday

Study your spelling words. Complete the Math Problem Solving pages 97 and 98. Also, complete "They Each Have..." & "What If There's More?" worksheets.  
Read!

### Wednesday

Study your spelling words. Read "Saving Spring Flowers". Answer questions.  
Read!

### Thursday


This is a paper-free night! Review the spelling words for tomorrow's test. Practice multiplication facts.  
Read!

## Lesson 28

### Prefixes & Suffixes (un, re, ful, ly)

#### Spelling Words

- |            |                 |
|------------|-----------------|
| 1. untie   | 11. replace     |
| 2. reopen  | 12. unload      |
| 3. helpful | * 13. quickly   |
| 4. really  | * 14. certainly |
| 5. unhappy | * 15. beautiful |
| 6. retest  |                 |
| 7. careful |                 |
| 8. lovely  |                 |
| 9. unfair  |                 |
| 10. nearly |                 |



Name : \_\_\_\_\_ Date : \_\_\_\_\_ # \_\_\_\_\_

Spelling Lesson 28 - Prefixes & Suffixes (un, re, ful, ly)

Word List	Vowels	Syllables	ABC Order
1 untie			
2 reopen			
3 helpful			
4 really			
5 unhappy			
6 retest			
7 careful			
8 lovely			
9 unfair			
10 nearly			
11 replace			
12 unload			
*13 quickly			
*14 certainly			
*15 beautiful			

Name \_\_\_\_\_ # \_\_\_\_\_

Write your spelling words in the first column. In the second column write the base word. Finally, write the prefix or suffix that was added to the word. The first one has been done for you.

Spelling Word

Base Word

Prefix or Suffix

<u>Spelling Word</u>	<u>Base Word</u>	<u>Prefix or Suffix</u>
1. beautiful	1. beauty	1. ful
2.	2.	2.
3.	3.	3.
4.	4.	4.
5.	5.	5.
6.	6.	6.
7.	7.	7.
8.	8.	8.
9.	9.	9.
10.	10.	10.
11.	11.	11.
12.	12.	12.
13.	13.	13.
14.	14.	14.
15.	15.	15.
16.	16.	16.
17.	17.	17.
18.	18.	18.
19.	19.	19.
20.	20.	20.

# Ounces and Pounds

Solve.

1. Mei's math book is 1 pound.  
Her reading book is 2 pounds.  
How many pounds of books are in her backpack?



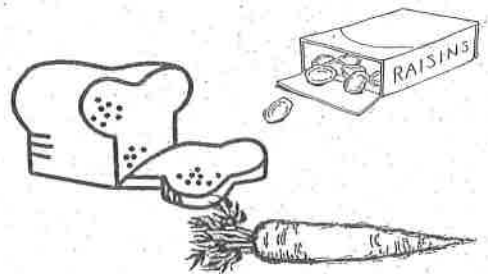
3 pounds

2. Tyrell has a 5-pound cat.  
Jamal has an 8-pound cat.  
How many pounds do their cats weigh together?



\_\_\_\_\_ pounds

3. The bread needs 3 ounces of raisins.  
It needs 8 ounces of carrots.  
How many ounces will be added?



\_\_\_\_\_ ounces

4. Alex drinks 8 ounces of milk for breakfast.  
He drinks 8 ounces of milk for dinner.  
How many ounces of milk does he drink?



\_\_\_\_\_ ounces

Mark the correct answer.

5. Amy wants to know about how heavy a suitcase is.



about 20 ounces

about 20 pounds

Understand Plan Solve Check

# Grams and Kilograms

Circle the better answer.


1. A kitten has a mass of about 850 grams. What might be the mass of an adult cat?



60 kilograms

6 kilograms


2. A baby elephant has a mass of about 2,000 kilograms. What might be the mass of an adult elephant?



2,000 kilograms

5,000 kilograms


3. A lamb has a mass of about 50 kilograms. What might be the mass of an adult sheep?



150 kilograms

900 kilograms

4. A baby rabbit has a mass of about 10 grams. What might be the mass of an adult rabbit?



1 kilogram

25 kilograms

Mark the correct answer.

5. Does a mouse weigh more or less than a kilogram?



less than 1 kilogram

more than 1 kilogram

6. Do you weigh more or less than a kilogram?



less than 1 kilogram

more than 1 kilogram

# They Each Have . . .

understanding multiplication

Draw the picture. Write the multiples next to each picture. Use the picture to write an addition sentence. Then, write the multiplication sentence. Label your answer.

**Example:** Five dogs each have 3 spots. How many spots in all?



3



6



9



12



15

$$3 + 3 + 3 + 3 + 3 = 15 \text{ spots}$$

$$5 \times 3 = 15 \text{ spots}$$

1. Two bowls each have 9 apples. How many apples total?

\_\_\_\_\_

2. Six words each have 3 letters. How many letters in all?

\_\_\_\_\_

3. Three shirts each have 2 black stripes. How many black stripes in all?

\_\_\_\_\_

4. Seven envelopes each need 1 stamp. How many stamps are needed?

\_\_\_\_\_

Write your own description on another piece of paper. Include the word "each."

# What If There's More?

charts/beginning multiplication

Finish each chart. Write multiplication problems for 2 sections of the chart.

1. One pair of scissors has 2 finger holes.

Scissors	1	2	3	4	5	6	7	8	9
Finger holes	2	4	6						

\_\_\_\_\_

\_\_\_\_\_

2. One pencil grip has 3 finger marks.

Pencil grip	1	2	3	4	5	6	7	8	9
Finger marks	3	6							

\_\_\_\_\_

\_\_\_\_\_

3. One box has 4 pencils in it.

Box	1	2	3	4	5	6	7	8	9
Pencils	4	8							

\_\_\_\_\_

\_\_\_\_\_

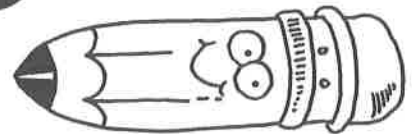
4. One school week has 5 days.

School week	1	2	3	4	5	6	7	8	9
Days									

\_\_\_\_\_

\_\_\_\_\_

Choose information to make your own chart here.



	1	2	3	4	5	6	7	8	9

\_\_\_\_\_

\_\_\_\_\_

## 16: Saving Spring Flowers

Spring flowers are very pretty. Most people like to see them in gardens and along the roads. When spring ends and the flowers **disappear**, many people miss them.

You can have spring flowers all year. You just need to know how to **preserve** them. Saving the flowers for later is really very easy.

You will need glue, sheets of white paper, yarn, a pen, and a hole puncher. You also need a **stack** of heavy books and some newspaper. Of course, you need some spring flowers that you have picked.

Place several pieces of newspaper on a flat surface. Then place two or three flowers on the newspaper. Make sure the flowers do not touch each other. Next, place several pieces of newspaper on top of the flowers. Then put a stack of heavy books on top of the paper. You want the flowers to be pressed flat. Leave the flowers there for at least one week.

While you are waiting for your flowers, make a book to hold them. Take several sheets of white paper. Put them together like the pages of a book. Then punch two holes through the papers. Lace the pages together with yarn. Tie a bow with the yarn. Now you have a book for your flowers.

After one week, remove the flowers from the newspaper. They will be dry, so they may break easily. **Handle** them with care.

Glue each flower to a page in the book you made. Write the name of the flower on the page.

When you finish, you will have a book of pretty spring flowers. You can enjoy them all year.



*Structural Cues (I.B)*

1. The word **disappear** means—
- A wait
  - B move
  - C go away
  - D grow tall

*Context Clues (I.C)*

2. The word **preserve** means—
- A plant
  - B cut
  - C remove
  - D save

*Synonyms/Antonyms (I.E)*

3. Which word is a SYNONYM for **stack**?
- A Book
  - B Pile
  - C Piece
  - D Page

*Context Clues (I.C)*

4. The word **handle** means—
- A dry
  - B break
  - C touch
  - D glue

*Facts/Details (II.A)*

5. Which one is NOT used to save spring flowers?
- A Heavy books
  - B Newspapers
  - C Glue
  - D Flower pot

*Sequential Order (II.B)*

6. Right after you put the newspaper on top of the flowers, you should—
- A place heavy books on the newspaper
  - B put flowers on top of the newspaper
  - C leave the flowers for two weeks
  - D place the newspaper on a flat surface

*Follow Directions (II.C)*

7. Where should you place flowers to dry?
- A In books made with paper and yarn
  - B On top of newspapers
  - C Between pieces of newspaper
  - D On top of heavy books

*Cause/Effect (IV.A)*

- 8.** You make the flowers flat by—
- A** placing them between pieces of newspaper
  - B** gluing them on a page of your book
  - C** lacing them together
  - D** placing them under a stack of heavy books

*Inferences (V.A)*

- 9.** You should handle the dry flowers with care so they—
- A** do not break
  - B** will stay dry
  - C** will be flat
  - D** keep their pretty colors

*Fact/Nonfact (VI.A)*

- 10.** Which is a FACT from the passage?
- A** Most people like to see spring flowers in gardens and along the roads.
  - B** Dry flowers can break easily.
  - C** Spring flowers are very pretty.
  - D** Saving spring flowers for later is very easy.

## Practice 5: Study Skills

Directions: Read each question. Then choose the best answer. Darken the circle for the correct answer.

1. Which word would come after **forest** in a dictionary?
  - A danger
  - B card
  - C gang
  - D borrow
  
2. Which word would come before **minute** in a dictionary?
  - A lose
  - B railroad
  - C north
  - D path
  
3. Which name would come between the names **Nate** and **Robbie** in an alphabetical list?
  - A Marty
  - B Paul
  - C Steve
  - D Leo
  
4. Which name would come between the names **Edwards** and **Henderson** in a telephone book?
  - A Larson
  - B Jones
  - C Franks
  - D Clark
  
5. Which word would come first in an alphabetical list?
  - A remain
  - B taught
  - C laughter
  - D possible
  
6. Which word would come last in an alphabetical list?
  - A south
  - B older
  - C roar
  - D moment