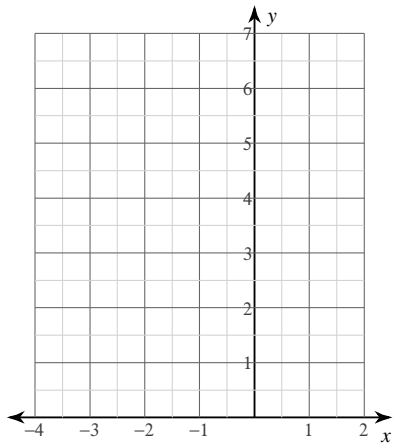


# Graphing Parabolas

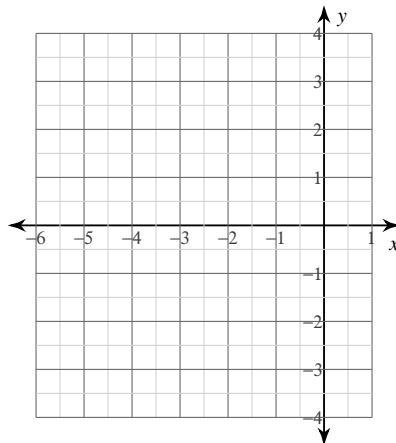
© 2014 Kuta Software LLC. All rights reserved.

Sketch the graph of each function. (Hint: make a table and plug in x values)

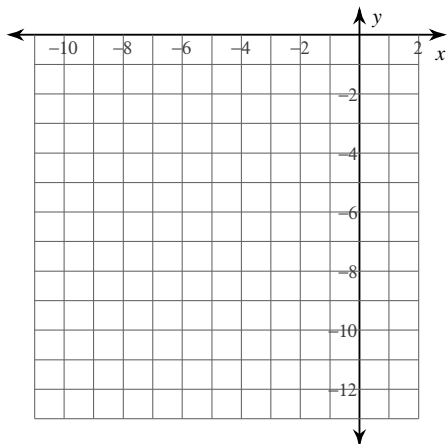
1)  $y = x^2 + 2x + 3$



2)  $y = x^2 + 8x + 14$



3)  $y = -2x^2 - 16x - 36$



4)  $y = 3x^2 + 18x + 29$

