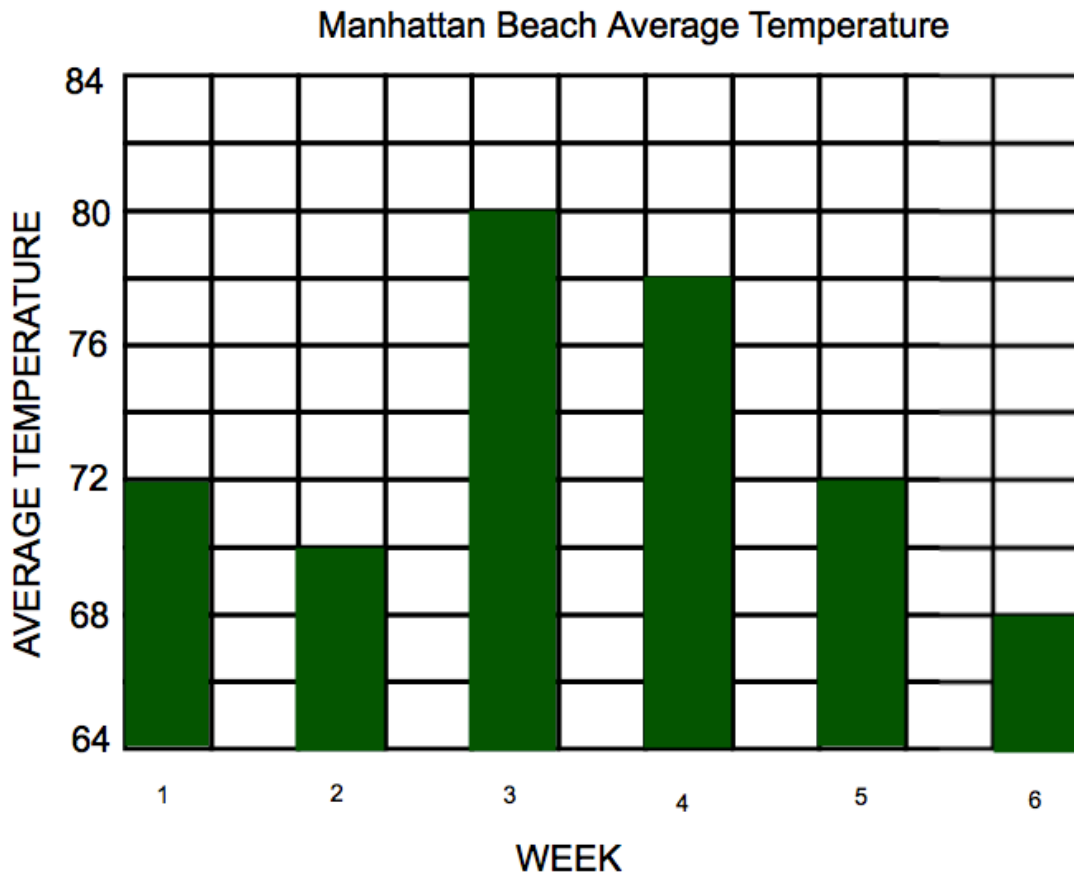


Name: _____
October 8, 2012
Mr. McAusland – 6th Grade Math
Unit 1 – Practice Quiz (Lessons 7 – 9)

The table below shows Manhattan Beach's average temperature for a six – week period.

Week	Average Temperature
1	72
2	70
3	80
4	78
5	72
6	68

Draw a bar graph that shows the same information. Give the graph a title and label each axis.



Use the graph you drew to answer the following questions.

2. The highest average temperature occurred in what Week?

Week 3

3. The lowest average temperature occurred in what Week?

Week 6

4. How many times did temperatures increase from one week to the next?

Once

5. How many times did temperatures decline from one week to the next?

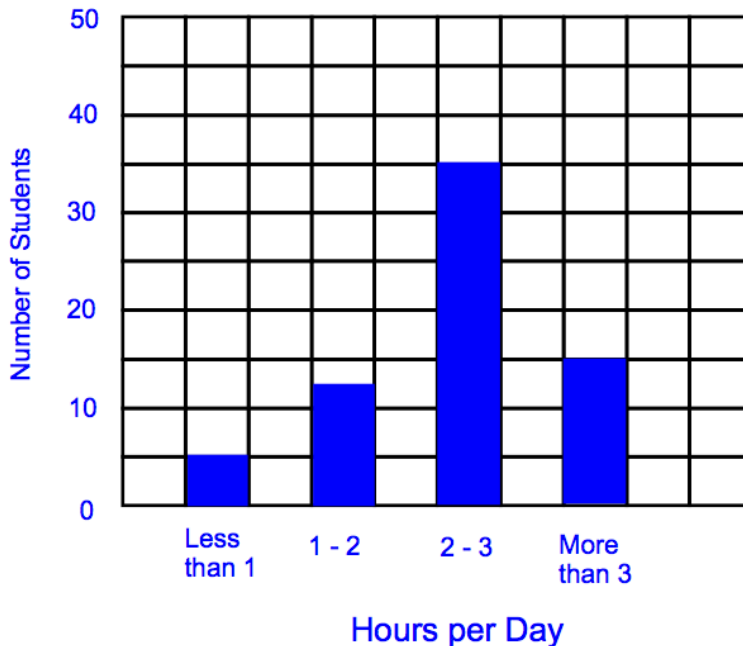
4 Times

6. The greatest one-week increase occurred between what Weeks?

Weeks 2 and 3

A High School Lacrosse team conducted a survey in which 70 players were asked how many hours they spend practicing each day. The bar graph displays the survey results.

Average Time Spent Practicing



Decide whether each of the following statements about the survey results is TRUE or FALSE. If a statement is FALSE, explain WHY.

7. All players spend some time each day practicing. False

There were 5 students who spent LESS than 1 hour
they could have spent 0 hours and still spent less than 1 hour

8. About half of the players spend more than 3 hours practicing. False

There were 15 students who spent more than 3 hours and
there were a total of 70 players surveyed

9. More than 15 players spend 1 – 2 hours per day practicing. False

There were about 12 or 13 students who spent 1 - 2 hours

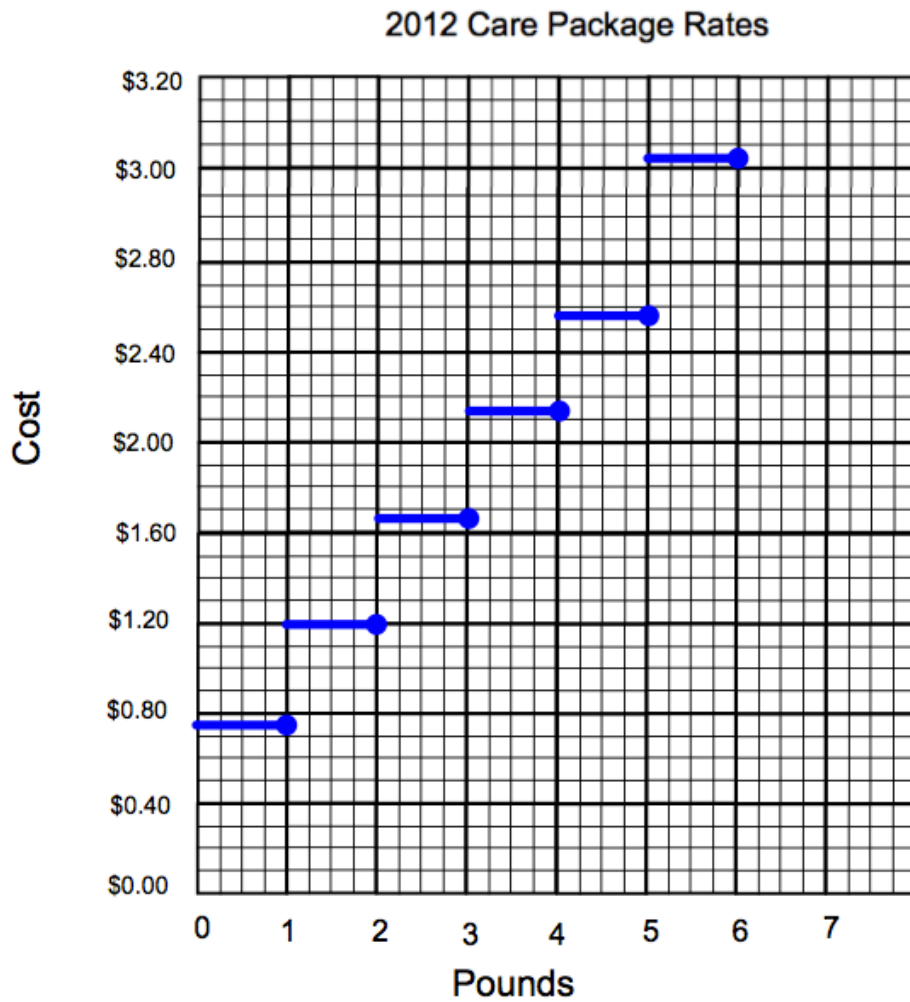
10. The number of players spending 2 – 3 hours practicing is about 3 times as
many as the number of players who spend 1 – 2 hours practicing. True

There were about 12 players spending 1 - 2 hours and there
were about 35 players spending 2 - 3 hours which is about 3 times

The cost of sending a care package to campers depends on how much the package weighs. The table below shows rates in 2012: \$0.74 for a package weighing 1 pound or less; \$1.20 for a package weighing more than 1 pound but not more than 2 pounds; and so on.

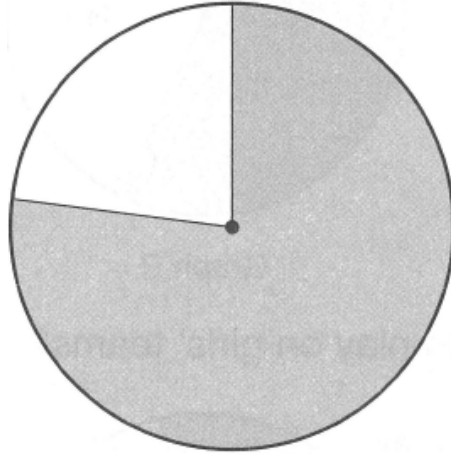
11. Create a Step Graph to show the cost of sending a care package

2012 Care Package Rates	
Weight (lbs)	Cost
1	\$0.74
2	\$1.20
3	\$1.66
4	\$2.12
5	\$2.58
6	\$3.04

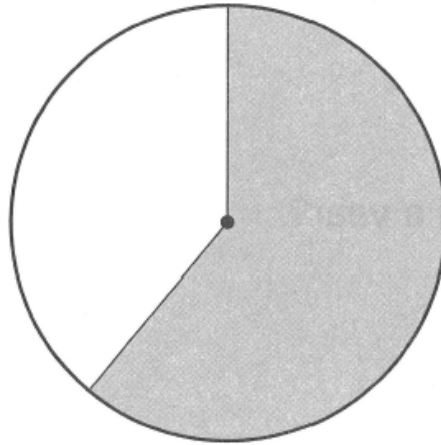


Using the Percentage Circle, what percent of the circle is not shaded?

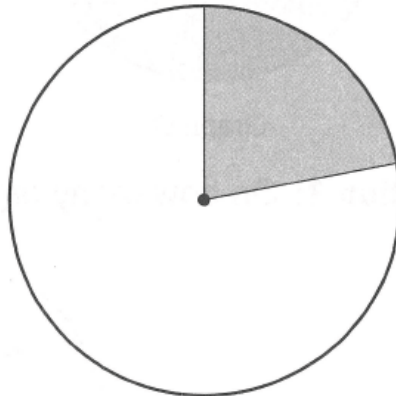
12. 23%



13. 39%



14. 78%



Below is a survey taken at American Martyrs School on whether students would like McDonald's for hot lunch.

McDonald's Hot Lunch	
Girls' Responses	
YES	NO
15	5

Total Number of Girls Surveyed 20

McDonald's Hot Lunch	
Boys' Responses	
YES	NO
15	35

Total Number of Boys Surveyed 50

15. Write a fraction representing the number of boys who would like McDonald's for Hot Lunch.

$$\frac{15}{50} \text{ or } \frac{3}{10}$$

16. Write a fraction representing the number of girls who would NOT like McDonald's for Hot Lunch.

$$\frac{5}{20} \text{ or } \frac{1}{4}$$

17. What percent of girls would like McDonald's for Hot Lunch?

25% would like McDonald's

18. What percent of boys would like McDonald's for Hot Lunch?

30% would like McDonald's