

100th Day of School!!!

It's hard to believe but the 100th Day of School is this Thurs, Jan. 31st!!! Please have your child bring a collection of 100 things to school by **Wednesday, Jan. 30th**. The students will be creating a picture using their collections. Some good examples are: Cheerios, buttons, small candies, miniature marshmallows, pasta, paperclips, etc. Please do **not** bring coins or collectibles. Make sure these items can be glued onto construction paper. Here are a few guidelines:

1. Each item in the collection needs to be the same (colors may vary).
2. The collection needs to be able to be glued down on construction paper.
3. It needs to all fit on a vertical piece of 10x16 paper.

We will make our projects in class on Thursday so please make sure your child brings his/her collection so that he/she may participate! **THANK YOU!!!**

2nd Grade Homework Packet

Jan. 28 – Jan. 31

Monday

Study this week's spelling list for Friday's test. Complete the "Spelling ABC" worksheet. Have an adult check and sign your homework, after it is corrected. Read!

Tuesday

Study the spelling words. Complete the math pages. Have an adult check your homework for errors, and sign after you correct it. Read!

Wednesday

Tonight, you will do "family homework". Ask a parent to work with you. Complete the word web for the following prompt: **A Better Place**. Think of the many ways Martin Luther King Jr. improved our world and made it "A Better Place." Now think of 3 ways you can improve our world and record the details in the boxes labeled, First, Second and Finally. Using your word web, complete the paragraph frame. Be sure to include a **Title** for your paragraph and use complete sentences that begin with a capital letter and end with the correct punctuation mark. A topic sentence and concluding sentence have been provided. Once you have completed your paragraph, **reread** it to be sure that it makes sense. Now you are ready to write your **Final Copy**. Your parent may help guide you! Read!

Thursday

This is a paper-free night! Review the spelling words to be ready for tomorrow's test. Review counting coins such as pennies, nickels, dimes and quarters.

Lesson 17

Vowel Digraphs - oi, oy

Spelling Words

- | | |
|-----------|----------------|
| 1. soil | 11. oil |
| 2. noise | 12. always |
| 3. choice | * 13. already |
| 4. boil | * 14. question |
| 5. spoil | * 15. heavy |
| 6. voice | |
| 7. coil | |
| 8. point | |
| 9. coin | |
| 10. broil | |

Name: _____ Date: _____ # _____


Spelling Lesson 17 - Vowel Digraphs - oi, oy

Word List







	Word List	Vowels	Syllables	ABC Order
1	soil			
2	noise			
3	choice			
4	boil			
5	spoil			
6	voice			
7	coil			
8	point			
9	coin			
10	broil			
11	oil			
12	always			
*13	already			
*14	question			
*15	heavy			

Money Practice

Fill in the number of coins needed to make the correct amount. Use the fewest coins possible.



To make 73¢, I need 1 half-dollar.
That's 50¢. Then 2 dimes.
That's 60¢, 70¢. Then 3 pennies.



Half-dollar

Quarter

Dime

Nickel

Penny



1. 73¢	1		2		3
2. 84¢					
3. 91¢					
4. 51¢					
5. 39¢					
6. 22¢					
7. 43¢					
8. 69¢					
9. 45¢					
10. 62¢					




Name _____

Date _____


Money and Time Assessment


Count the coins. Write how much.




1.  _____


2.  _____


3.  _____


4.  _____

Write the time shown on the clocks.

5.  _____ : _____

6.  _____ : _____

7.  _____ : _____

8.  _____ : _____

Name _____

Date _____

2-Digit Addition with Regrouping

Solve the problems.



Remember to start with the ones.
Regroup. Then add the tens.

It's like adding
apples and
oranges!



$$\begin{array}{r} 1. \quad 18 \\ + 17 \\ \hline \end{array}$$

$$\begin{array}{r} 11 \\ + 19 \\ \hline \end{array}$$

$$\begin{array}{r} 86 \\ + 47 \\ \hline \end{array}$$

$$\begin{array}{r} 38 \\ + 24 \\ \hline \end{array}$$

$$\begin{array}{r} 29 \\ + 63 \\ \hline \end{array}$$

$$\begin{array}{r} 2. \quad 13 \\ + 29 \\ \hline \end{array}$$

$$\begin{array}{r} 33 \\ + 59 \\ \hline \end{array}$$

$$\begin{array}{r} 58 \\ + 28 \\ \hline \end{array}$$

$$\begin{array}{r} 25 \\ + 25 \\ \hline \end{array}$$

$$\begin{array}{r} 28 \\ + 29 \\ \hline \end{array}$$

$$\begin{array}{r} 3. \quad 17 \\ + 33 \\ \hline \end{array}$$

$$\begin{array}{r} 74 \\ + 77 \\ \hline \end{array}$$

$$\begin{array}{r} 13 \\ + 9 \\ \hline \end{array}$$

$$\begin{array}{r} 7 \\ + 88 \\ \hline \end{array}$$

$$\begin{array}{r} 67 \\ + 69 \\ \hline \end{array}$$

$$\begin{array}{r} 4. \quad 44 \\ + 49 \\ \hline \end{array}$$

$$\begin{array}{r} 18 \\ + 19 \\ \hline \end{array}$$

$$\begin{array}{r} 48 \\ + 58 \\ \hline \end{array}$$

$$\begin{array}{r} 55 \\ + 66 \\ \hline \end{array}$$

$$\begin{array}{r} 99 \\ + 1 \\ \hline \end{array}$$

$$\begin{array}{r} 5. \quad 94 \\ + 17 \\ \hline \end{array}$$

$$\begin{array}{r} 77 \\ + 66 \\ \hline \end{array}$$

$$\begin{array}{r} 67 \\ + 67 \\ \hline \end{array}$$

$$\begin{array}{r} 92 \\ + 29 \\ \hline \end{array}$$

$$\begin{array}{r} 57 \\ + 47 \\ \hline \end{array}$$

2-Digit Addition with Regrouping

Solve the problems.



Remember to regroup the sum of the ones.



1.	$\begin{array}{r} 58 \\ + 28 \\ \hline \end{array}$	$\begin{array}{r} 41 \\ + 29 \\ \hline \end{array}$	$\begin{array}{r} 66 \\ + 15 \\ \hline \end{array}$	$\begin{array}{r} 55 \\ + 8 \\ \hline \end{array}$	$\begin{array}{r} 27 \\ + 9 \\ \hline \end{array}$
----	---	---	---	--	--

2.	$\begin{array}{r} 35 \\ + 27 \\ \hline \end{array}$	$\begin{array}{r} 18 \\ + 23 \\ \hline \end{array}$	$\begin{array}{r} 46 \\ + 14 \\ \hline \end{array}$	$\begin{array}{r} 87 \\ + 5 \\ \hline \end{array}$	$\begin{array}{r} 14 \\ + 19 \\ \hline \end{array}$
----	---	---	---	--	---

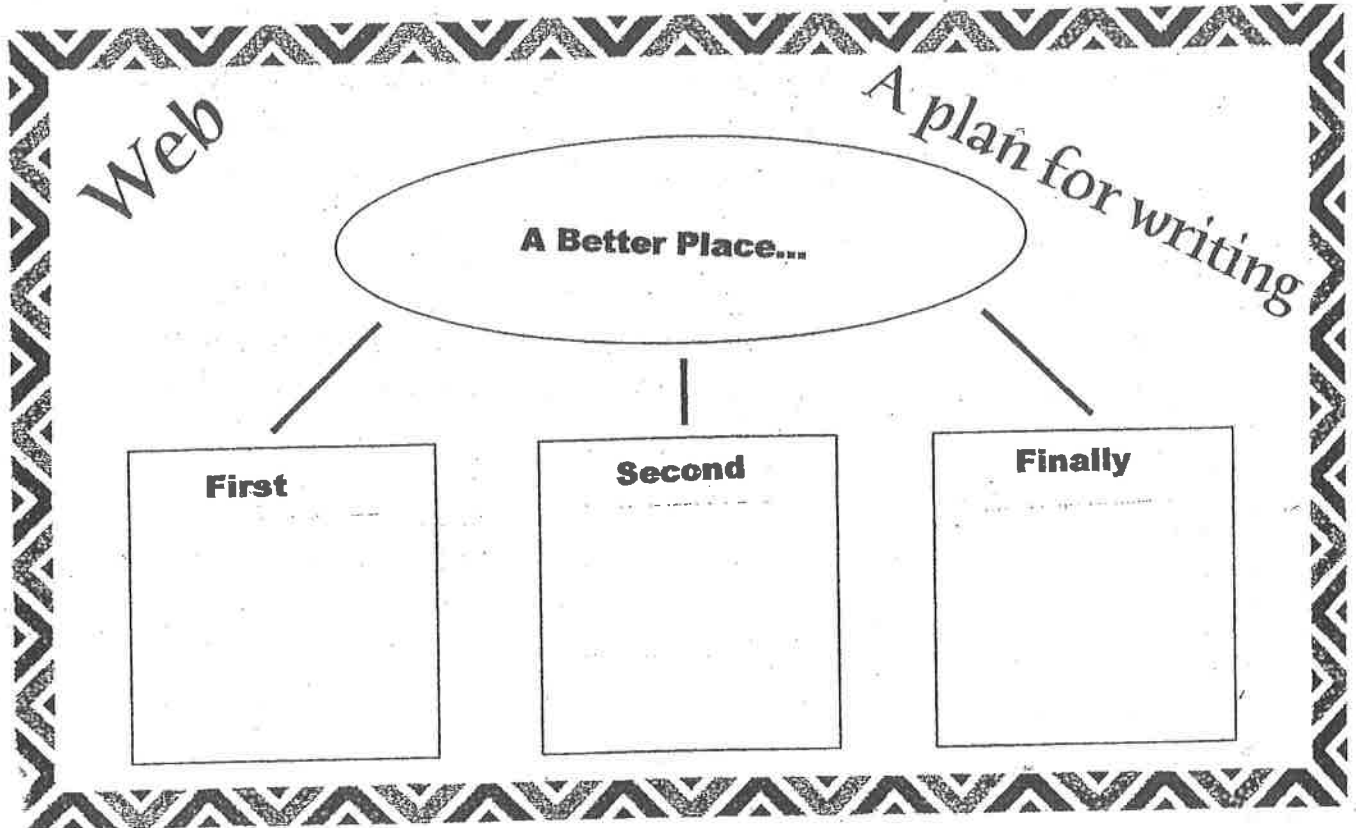
3.	$\begin{array}{r} 68 \\ + 28 \\ \hline \end{array}$	$\begin{array}{r} 47 \\ + 47 \\ \hline \end{array}$	$\begin{array}{r} 65 \\ + 28 \\ \hline \end{array}$	$\begin{array}{r} 16 \\ + 17 \\ \hline \end{array}$	$\begin{array}{r} 56 \\ + 29 \\ \hline \end{array}$
----	---	---	---	---	---

4.	$\begin{array}{r} 27 \\ + 13 \\ \hline \end{array}$	$\begin{array}{r} 15 \\ + 69 \\ \hline \end{array}$	$\begin{array}{r} 19 \\ + 55 \\ \hline \end{array}$	$\begin{array}{r} 29 \\ + 19 \\ \hline \end{array}$	$\begin{array}{r} 35 \\ + 46 \\ \hline \end{array}$
----	---	---	---	---	---

5.	$\begin{array}{r} 56 \\ + 25 \\ \hline \end{array}$	$\begin{array}{r} 39 \\ + 25 \\ \hline \end{array}$	$\begin{array}{r} 14 \\ + 9 \\ \hline \end{array}$	$\begin{array}{r} 87 \\ + 33 \\ \hline \end{array}$	$\begin{array}{r} 63 \\ + 18 \\ \hline \end{array}$
----	---	---	--	---	---

Name _____

Date _____



If I could improve three things about the world to make it a better place to live, I would do these things.

First, _____

Second, _____

Finally, _____

Everyone shares the responsibility of improving our world.

Final Copy

A series of horizontal lines for writing, consisting of approximately 25 lines spaced evenly down the page.