

2nd Grade Homework Packet

March 11 - 14, 2013

Monday

Study this week's spelling list for Friday's test. Complete the "Spelling ABC" worksheet. Have an adult check and sign your homework, after it is corrected. Also, do the phonics page.

Tuesday

Study your spelling words. Complete Math Problem Solving pages 81, 82, 83 and 84. Have an adult check your homework for errors, and sign after you correct it. Read!

Wednesday

Study your spelling list. Ask a parent to work with you. Complete the word web for the following prompt: In science class we have been learning about Earth's natural resources. Think of three ways people use natural resources and record your ideas in the boxes labeled, First, Second and Finally. Using your word web, complete the paragraph frame. Be sure to include a Title for your paragraph and use complete sentences that begin with a capital letter and end with the correct punctuation mark. A topic sentence has been provided. You need to write a concluding sentence. Once you have completed your paragraph, reread it to be sure that it makes sense. Now you are ready to write your Final Copy on the back. Your parent may help guide you. Read!

Thursday

This is a paper-free night! Review the spelling words for tomorrow's test. Practice, play spelling games, and take a test on this week's words. Practice counting coins such as pennies, nickels, dimes and quarters. Read!

Lesson 23

Verbs - ing

Spelling Words

1. doing
2. coming
3. shopping
4. working
5. running
6. making
7. riding
8. pulling
9. having
10. swimming
11. liking
12. playing
- * 13. beginning
- * 14. walking
- * 15. talking

Word List

Vowels Syllables

ABC Order

1	doing			
2	coming			
3	shopping			
4	working			
5	running			
6	making			
7	riding			
8	pulling			
9	having			
10	swimming			
11	liking			
12	playing			
*13	beginning			
*14	walking			
*15	talking			

Name: _____ # _____

Add the suffix "ing" to the words below...

Remember when a word ends in silent e, drop the e before adding "ing".

Practice _____

Bake _____

Shine _____

slice _____

Write _____

rake _____

Dive _____

hide _____

Skate _____

race _____

Smile _____

glaze _____

Place _____

tame _____

Take _____

ride _____

Chase _____

use _____

Shake _____

taste _____

Write the base word for each of these words...

Practicing _____

baking _____

Shining _____

slicing _____

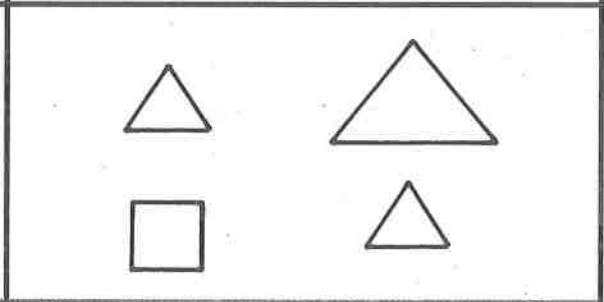
Congruence and Symmetry

Circle the correct answer.

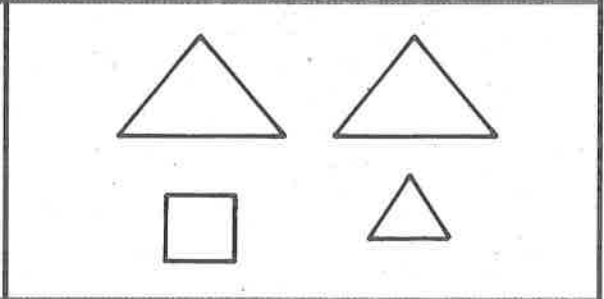
1. Tosha draws a house with a line of symmetry. Which house does she draw?




2. Barb finds 2 figures that are the same size and shape. Which 2 figures does she find?



3. Bob finds 2 figures that are the same shape, but not the same size. Which 2 figures does he find?

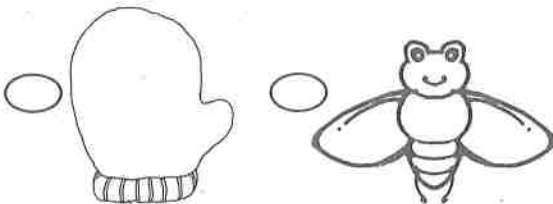


4. Cameron finds a leaf with a line of symmetry. Which leaf does he find?

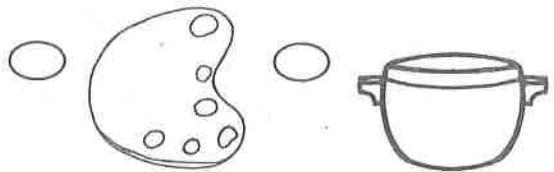


Mark the correct answer.

5. Which picture has a line of symmetry?



6. Which does not have a line of symmetry?



Understand

Plan

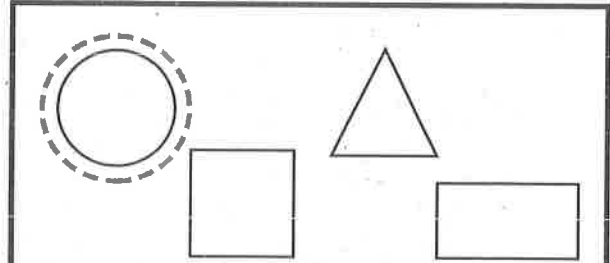
Solve

Check

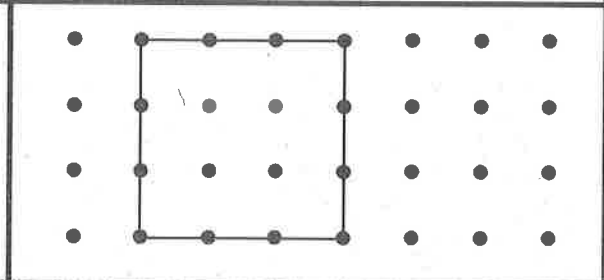
Combine and Separate Shapes

Solve.

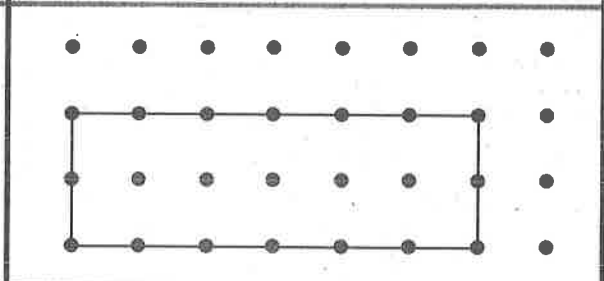
1. Jennifer has a ring.
The ring is shaped like a circle.
Circle the shape of her ring.




2. Dave draws a square. Kevin draws a line on it to make 2 triangles. What line does Kevin draw?



3. Steve draws a rectangle. Lucy draws lines on it to make 4 smaller rectangles. What lines does Lucy draw?

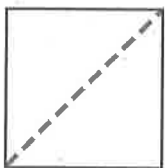


4. Tim draws a shape with 4 sides and 4 corners. Draw the shape.



Mark the correct answer.

5. Trace the line. Which shapes did you make?



- rectangles
 triangles
 squares

6. Trace the line. Which shapes did you make?



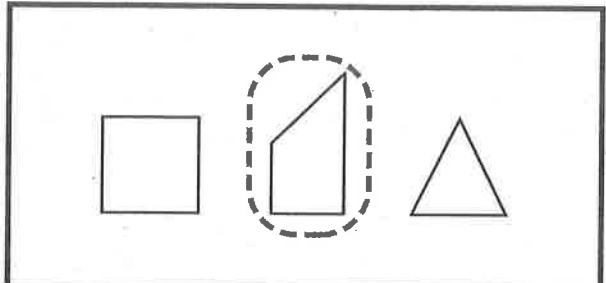
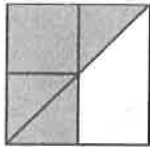
- rectangles
 triangles
 squares

Understand Plan Solve Check

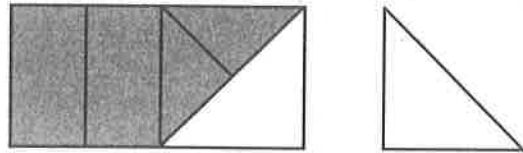
Moving Shapes

Solve.

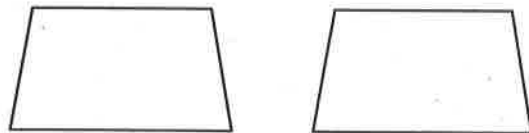
1. Kira finishes her puzzle.
Which shape fits?



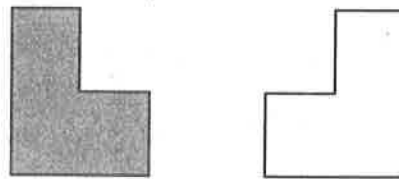
2. Dave finishes his puzzle.
Should he **turn** or **flip** the shape to make it fit?



3. Jane has these two shapes.
Are they congruent?

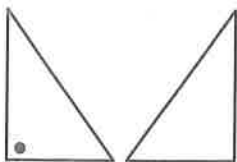


4. Does Chris **turn** or **flip** the gray figure to make the white figure?



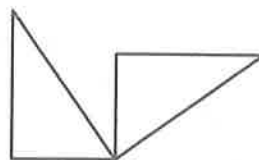
Mark the correct answer.

5. Which word names the move?



- turn
 flip

6. Which word names the move?



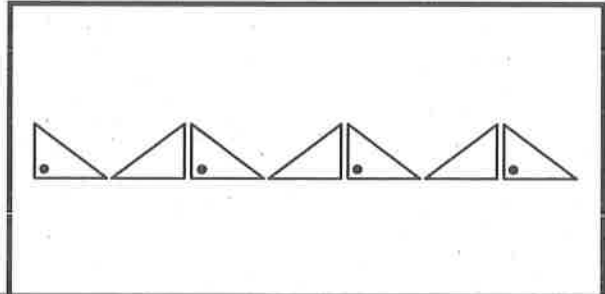
- turn
 flip

More About Moving Shapes

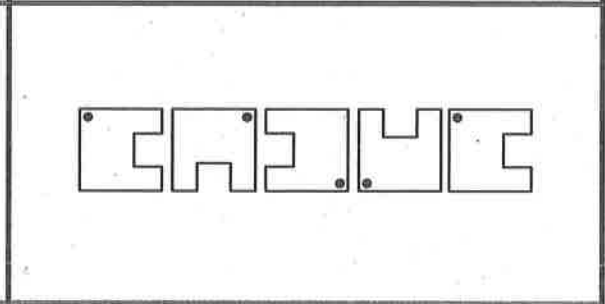
Solve.

1. Name the move that Ted used to make this pattern.

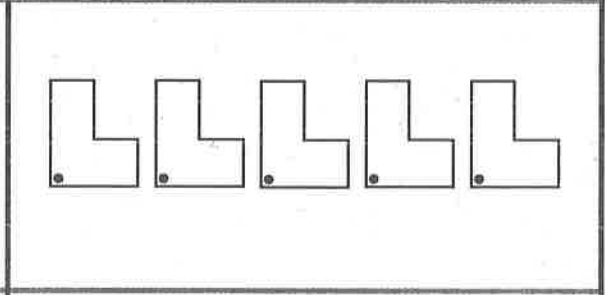
flip



2. Name the move that Jill used to make this pattern.

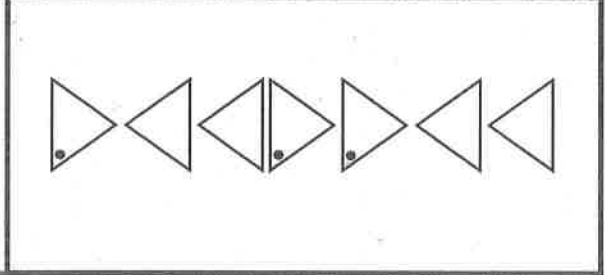


3. Name the move that Joyce used to make this pattern.



4. Pete used two different moves to make this pattern. What were they?

_____ and _____



Mark the correct answer.

5. Which word names the move?

3 → 3

- turn
- flip
- slide

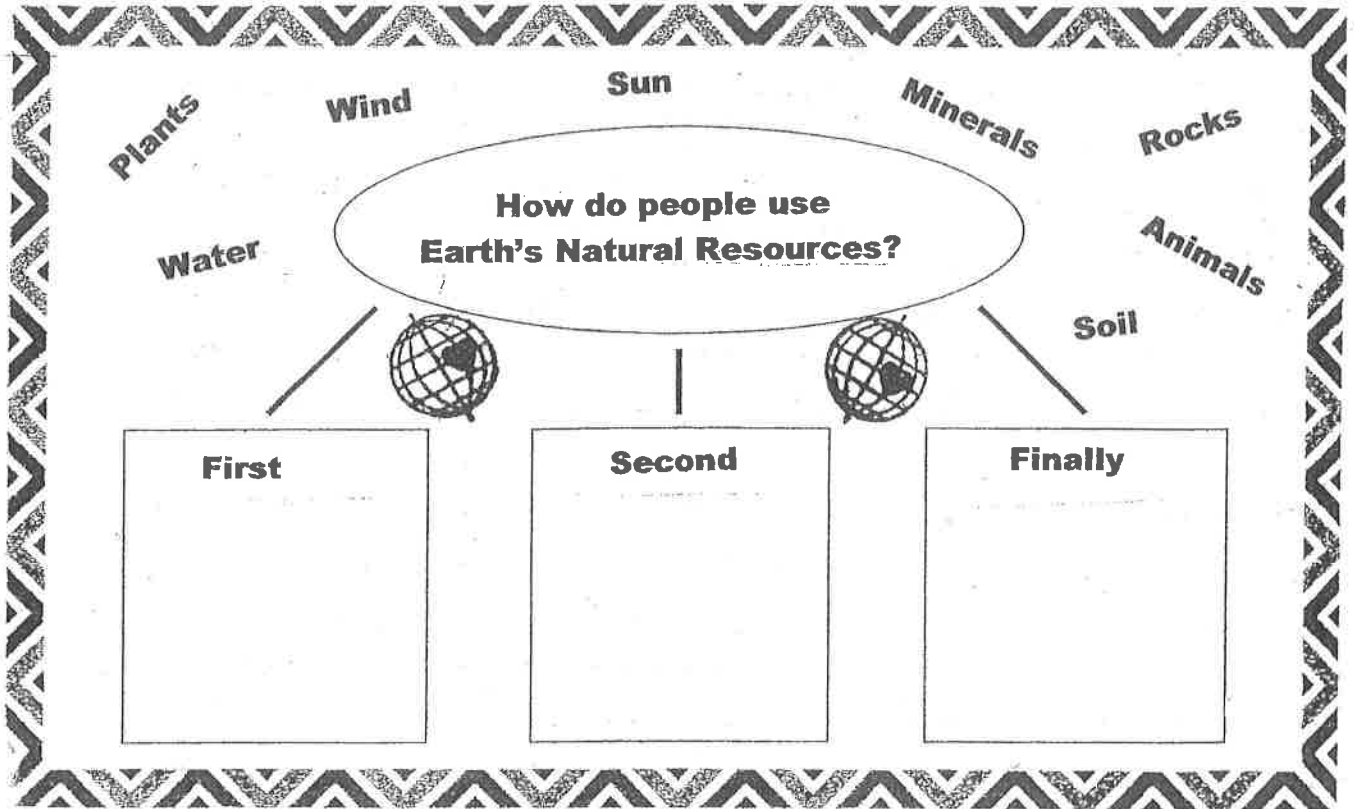
6. Which word names the move?

5 → 2

- turn
- flip
- slide

Name _____

Date _____



Natural resources come from Earth and people use them to live. Here are some ways we use natural resources.

First, _____

Second, _____

Finally, _____

(Conclusion)

Final Copy

A series of horizontal lines, likely representing a table or a list of items, spanning the width of the page. The lines are evenly spaced and extend across most of the page's width.